

GLOBAL  
EDITION



# Introductory and Intermediate Algebra

FIFTH EDITION

Marvin L. Bittinger • Judith A. Beecher • Barbara L. Johnson



ALWAYS LEARNING

PEARSON



# INTRODUCTORY AND INTERMEDIATE ALGEBRA

FIFTH EDITION

GLOBAL EDITION

**MARVIN L. BITTINGER**

*Indiana University Purdue University Indianapolis*

**JUDITH A. BEECHER**

**BARBARA L. JOHNSON**

*Indiana University Purdue University Indianapolis*

**PEARSON**

Boston Columbus Indianapolis New York San Francisco Upper Saddle River  
Amsterdam Cape Town Dubai London Madrid Milan Munich Paris Montréal Toronto  
Delhi Mexico City São Paulo Sydney Hong Kong Seoul Singapore Taipei Tokyo

<i>Editorial Director</i>	Christine Hoag
<i>Editor in Chief</i>	Maureen O'Connor
<i>Executive Editor</i>	Cathy Cantin
<i>Content Editor</i>	Katherine Minton
<i>Editorial Assistant</i>	Chase Hammond
<i>Senior Managing Editor</i>	Karen Wernholm
<i>Senior Production Supervisor</i>	Ron Hampton
<i>Head of Learning Asset Acquisitions, Global Edition</i>	Laura Dent
<i>Acquisition Editor, Global Edition</i>	Murchana Borthakur
<i>Project Editor, Global Edition</i>	Anuprova Dey Chowdhuri
<i>Composition</i>	Lumina Datamatics Ltd.
<i>Editorial and Production Services</i>	Martha K. Morong/Quadrata, Inc.
<i>Art Editor and Photo Researcher</i>	The Davis Group, Inc.
<i>Manager, Multimedia Production</i>	Christine Stavrou
<i>Associate Producer</i>	Jonathan Wooding
<i>Executive Content Manager</i>	Rebecca Williams (MathXL)
<i>Senior Content Developer</i>	John Flanagan (TestGen)
<i>Marketing Manager</i>	Rachel Ross
<i>Marketing Assistant</i>	Kelly Cross
<i>Senior Manufacturing Buyer</i>	Debbie Rossi
<i>Text Designer</i>	The Davis Group, Inc.
<i>Associate Design Director</i>	Andrea Nix
<i>Senior Designer</i>	Barbara Atkinson
<i>Cover Photograph</i>	Rolf E. Staerk /Shutterstock
<i>Cover Designer</i>	Lumina Datamatics, Ltd.

Pearson Education Limited  
Edinburgh Gate  
Harlow  
Essex CM20 2JE  
England

and Associated Companies throughout the world

Visit us on the World Wide Web at:  
[www.pearsonglobaleditions.com](http://www.pearsonglobaleditions.com)

© Pearson Education Limited 2015

The rights of Marvin L. Bittinger, Judith A. Beecher, and Barbara L. Johnson to be identified as the authors of this work have been asserted by them in accordance with the Copyright, Designs and Patents Act 1988.

*Authorized adaptation from the United States edition, entitled Intermediate Algebra, ISBN 978-0-321-91789-8, by Marvin L. Bittinger, Judith A. Beecher, and Barbara L. Johnson, published by Pearson Education © 2015.*

All rights reserved. No part of this publication may be reproduced, stored in a retrieval system, or transmitted in any form or by any means, electronic, mechanical, photocopying, recording or otherwise, without either the prior written permission of the publisher or a license permitting restricted copying in the United Kingdom issued by the Copyright Licensing Agency Ltd, Saffron House, 6–10 Kirby Street, London EC1N 8TS.

All trademarks used herein are the property of their respective owners. The use of any trademark in this text does not vest in the author or publisher any trademark ownership rights in such trademarks, nor does the use of such trademarks imply any affiliation with or endorsement of this book by such owners.

ISBN 10: 1-292-08000-0  
ISBN 13: 978-1-292-08000-0

10 9 8 7 6 5 4 3 2 1  
14 13 12 11 10

British Library Cataloguing-in-Publication Data  
A catalogue record for this book is available from the British Library

Typeset in 10 UtopiaStd-Regular by Lumina Datamatics, Ltd.

Printed in China (CTPS).

The publisher's policy is to use paper manufactured from sustainable forests.

# Contents

Index of Applications 7

Preface 13

## 1

### Introduction to Real Numbers and Algebraic Expressions 23

- 1.1 Introduction to Algebra 24
- 1.2 The Real Numbers 31
- 1.3 Addition of Real Numbers 42
- 1.4 Subtraction of Real Numbers 50

#### Mid-Chapter Review 57

- 1.5 Multiplication of Real Numbers 59
- 1.6 Division of Real Numbers 66
- 1.7 Properties of Real Numbers 75
- 1.8 Simplifying Expressions;  
Order of Operations 88

#### Summary and Review 97

Test 103

## 2

### Solving Equations and Inequalities 105

- 2.1 Solving Equations:  
The Addition Principle 106
- 2.2 Solving Equations:  
The Multiplication Principle 112
- 2.3 Using the Principles Together 118
- 2.4 Formulas 129

#### Mid-Chapter Review 137

- 2.5 Applications of Percent 139
- 2.6 Applications and Problem Solving 147

#### Translating for Success 158

- 2.7 Solving Inequalities 164
- 2.8 Applications and Problem Solving  
with Inequalities 176

#### Summary and Review 184

Test 189

#### Cumulative Review 191

## 3

### Graphs of Linear Equations 193

- 3.1 Introduction to Graphing 194
- 3.2 Graphing Linear Equations 201
- 3.3 More with Graphing and Intercepts 212

#### Visualizing for Success 217

#### Mid-Chapter Review 223

- 3.4 Slope and Applications 225

#### Summary and Review 236

Test 242

#### Cumulative Review 245

## 4

### Polynomials: Operations 247

- 4.1 Integers as Exponents 248
- 4.2 Exponents and Scientific Notation 258
- 4.3 Introduction to Polynomials 270
- 4.4 Addition and Subtraction of  
Polynomials 283

#### Mid-Chapter Review 291

4.5 Multiplication of Polynomials 293

4.6 Special Products 300

**Visualizing for Success 306**

4.7 Operations with Polynomials in  
Several Variables 311

4.8 Division of Polynomials 320

**Summary and Review 327**

**Test 333**

**Cumulative Review 335**

## 5

### Polynomials: Factoring 337

5.1 Introduction to Factoring 338

5.2 Factoring Trinomials of the Type  
 $x^2 + bx + c$  346

5.3 Factoring  $ax^2 + bx + c, a \neq 1$ :  
The FOIL Method 356

5.4 Factoring  $ax^2 + bx + c, a \neq 1$ :  
The  $ac$ -Method 364

**Mid-Chapter Review 370**

5.5 Factoring Trinomial Squares  
and Differences of Squares 372

5.6 Factoring Sums or  
Differences of Cubes 382

5.7 Factoring: A General Strategy 387

5.8 Solving Quadratic Equations  
by Factoring 395

5.9 Applications of Quadratic Equations 403

**Translating for Success 409**

**Summary and Review 415**

**Test 421**

**Cumulative Review 423**

## 6

### Rational Expressions and Equations 425

6.1 Multiplying and Simplifying  
Rational Expressions 426

6.2 Division and Reciprocals 436

6.3 Least Common Multiples and  
Denominators 441

6.4 Adding Rational Expressions 445

6.5 Subtracting Rational Expressions 453

**Mid-Chapter Review 461**

6.6 Complex Rational Expressions 463

6.7 Solving Rational Equations 469

6.8 Applications Using  
Rational Equations and Proportions 477

**Translating for Success 484**

6.9 Variation and Applications 491

**Summary and Review 502**

**Test 509**

**Cumulative Review 511**

## 7

### Graphs, Functions, and Applications 513

7.1 Functions and Graphs 514

7.2 Finding Domain and Range 528

**Mid-Chapter Review 533**

7.3 Linear Functions: Graphs and Slope 535

7.4 More on Graphing Linear Equations 546

**Visualizing for Success 553**

7.5 Finding Equations of Lines;  
Applications 558

**Summary and Review 569**

**Test 578**

**Cumulative Review 581**

## 8

### Systems of Equations 583

8.1 Systems of Equations in Two Variables 584

8.2 Solving by Substitution 593

8.3 Solving by Elimination 599

8.4 Solving Applied Problems:  
Two Equations 608

**Translating for Success 616**

**Mid-Chapter Review** 621

**8.5** Systems of Equations in Three Variables 623

**8.6** Solving Applied Problems: Three Equations 630

**Summary and Review** 637

**Test** 643

**Cumulative Review** 645

**9**

**More on Inequalities** 647

**9.1** Sets, Inequalities, and Interval Notation 648

**Translating for Success** 657

**9.2** Intersections, Unions, and Compound Inequalities 664

**Mid-Chapter Review** 676

**9.3** Absolute-Value Equations and Inequalities 678

**9.4** Systems of Inequalities in Two Variables 689

**Visualizing for Success** 698

**Summary and Review** 703

**Test** 709

**Cumulative Review** 711

**10**

**Radical Expressions, Equations, and Functions** 713

**10.1** Radical Expressions and Functions 714

**10.2** Rational Numbers as Exponents 725

**10.3** Simplifying Radical Expressions 732

**10.4** Addition, Subtraction, and More Multiplication 741

**Mid-Chapter Review** 747

**10.5** More on Division of Radical Expressions 749

**10.6** Solving Radical Equations 754

**10.7** Applications Involving Powers and Roots 765

**Translating for Success** 767

**10.8** The Complex Numbers 772

**Summary and Review** 783

**Test** 789

**Cumulative Review** 791

**11**

**Quadratic Equations and Functions** 793

**11.1** The Basics of Solving Quadratic Equations 794

**11.2** The Quadratic Formula 808

**11.3** Applications Involving Quadratic Equations 815

**Translating for Success** 821

**11.4** More on Quadratic Equations 827

**Mid-Chapter Review** 836

**11.5** Graphing  $f(x) = a(x - h)^2 + k$  838

**11.6** Graphing  $f(x) = ax^2 + bx + c$  847

**Visualizing for Success** 852

**11.7** Mathematical Modeling with Quadratic Functions 856

**11.8** Polynomial Inequalities and Rational Inequalities 867

**Summary and Review** 875

**Test** 881

**Cumulative Review** 883

**12**

**Exponential Functions and Logarithmic Functions** 885

**12.1** Exponential Functions 886

**12.2** Composite Functions and Inverse Functions 900

**12.3** Logarithmic Functions 917

**12.4** Properties of Logarithmic Functions 928

**Mid-Chapter Review** 934

**12.5** Natural Logarithmic Functions 936

**Visualizing for Success** 941

**12.6** Solving Exponential Equations  
and Logarithmic Equations 945

**12.7** Mathematical Modeling with  
Exponential Functions and  
Logarithmic Functions 952

**Translating for Success** 960

**Summary and Review** 966

**Test** 974

**Cumulative Review** 977

**Appendixes** 983

**A** Factoring and LCMs 984

**B** Fraction Notation 989

**C** Exponential Notation and  
Order of Operations 998

**D** Introductory Algebra Review 1003

**E** Mean, Median, and Mode 1005

**F** Synthetic Division 1008

**G** Determinants and Cramer's Rule 1011

**H** Elimination Using Matrices 1016

**I** The Algebra of Functions 1020

**J** Distance, Midpoints, and Circles 1023

**Answers** A-1

**Guided Solutions** A-47

**Glossary** G-1

**Index** I-1

# Index of Applications

## Agriculture

Composting, 864  
Corral design, 863  
Farmers' markets, 564–565  
Feed lot, 822  
Fenced-in land, 863  
Filling a grain bin, 792  
Flower bed, 822  
Flower bulbs, 618  
Free-range eggs, 511  
Garden design, 864  
Gardening, 486  
Grain flow, 960  
Grass seed, 488  
Harvesting, 486, 792  
Injuries on farms, 234  
Livestock feed, 618  
Mixing fertilizers, 612–613  
Mulching flowerbeds, 510  
Production of blueberries, 235  
Sheep and lambs, 211  
Vegetable seeds, 618

## Astronomy

Distance from the sun to Earth, 263  
Earth vs. Jupiter, 267  
Earth vs. Saturn, 333  
Radius of the earth, 369  
Space travel, 268  
Stars, 267  
Surface temperature on a planet, 52, 56  
Weight of an astronaut, 501  
Weight on Mars, 499

## Automotive

Alternative fueling stations, 898  
Auto dealers, 568  
Automobile pricing, 634  
Automotive maintenance, 619, 620  
Automotive repair, 787  
Car assembly line, 230  
Daytime accidents, 865  
Fuel economy, 620  
Gas mileage, 481, 488  
Hybrid vehicle models sold in the United States, 886  
Insurance-covered repairs, 182  
Median age of cars, 578  
Motor vehicle production, 142

Nighttime accidents, 865  
Plug-in vehicle sales, 960  
Price of a new car, 210  
Speed of a skidding car, 763  
Stopping distance of a car, 501, 864

## Biology

Animal speeds, 485, 515  
Bacteria growth, 899, 973, 1006  
Bees and honey, 489, 493  
Black bears, 188  
Blue whales, 507, 961  
Butterfly wings, 404  
DNA, 264  
Elephant measurements, 311  
Fish population, 480, 488, 490  
Flamingos in Africa, 260  
Frog population, 488  
Length of *E. coli* bacterium, 260  
Mass of water in body, 499  
Number of humpback whales, 490  
Otter population, 962  
Sharks' teeth, 419  
Speed of a black racer snake, 487  
Speed of sea animals, 477–478  
Zebra population, 510

## Business

Advertising revenue, 230–231  
Artificial tree sales, 145  
Book club, 980  
Book sale, 634  
Catering, 618  
Chicken dinner sales, 644  
Container sizes, 688  
Copy machine rental, 190  
Deli trays, 487  
Delivering leaflets, 764  
Delivery service, 662  
Delivery truck rental, 151–152  
eBook revenue, 144  
Flower sales, 617  
Food and drink sales, 980  
Fruit quality, 481–482  
Hardcover book revenue, 144  
Home listing price, 160  
Homespun Jellies, 577  
Lens production, 636

Markup, 335  
Maximizing profit, 864  
Minimizing cost, 863  
Newspaper advertiser spending, 146  
Newspaper circulation, 543  
Office budget, 484  
Office expense, 616  
Office supplies, 267  
Online advertising, 210  
Organic food sales, 567  
Physical music sales, 964  
Pizza proportions, 507  
Quality control, 488, 507, 510, 582, 646  
Radio advertising, 646  
Renting office space, 662, 671  
Retail and advertising, 973  
Retail sales, 609, 641  
Sales, 860  
Sales meeting attendance, 409  
Selling a condominium, 157  
Selling a house, 156–157  
Shipping, 498  
Smoothie sales, 634  
Super Bowl commercials, 631–632  
Tea Mug Collective, 900  
Telemarketing, 636  
Ticket profits, 862  
Total profit, 874  
Volume of mail, 543  
Warehouse storing nuts, 257

## Chemistry

Ammonia solutions, 981  
Carbon dating, 959, 963, 973, 976, 981  
Chemical reaction, 62, 64, 70–71, 104  
Chlorine in a pool, 482  
Furniture polish, 618  
Gold temperatures, 180  
Half-life, 964  
Hydrogen ion concentration, 953, 954, 961, 976  
Ink remover, 618  
Mixing solutions, 613, 622, 644, 646, 835  
Nontoxic floor wax, 618  
Orange drink mixtures, 641  
Oxygen dissolved in water, 476



pH of liquids, 953, 954, 961  
pH of tomatoes, 976  
Temperature conversions, 524  
Temperatures of liquids, 674  
Temperatures of solids, 662  
Zinc and copper in pennies, 489

## Construction

Architecture, 413, 595–596, 863, 884  
Beam weight, 500  
Blueprints, 180  
Board cutting, 159, 190  
Box construction, 823  
Burj Khalifa in Dubai, 806  
Concrete work, 510  
Constructing stairs, 234  
Covered bridges, 964  
Diagonal braces in a  
  lookout tower, 412  
Fencing, 657  
Flipping houses, 49  
Footer of a house, 766  
Gateway Arch, 806  
Grade of a stairway, 545  
Highway work, 507  
Home construction, 964  
Jackhammer noise, 961  
Kitchen design, 239  
Kitchen island, 403  
Ladders, 407, 408, 468, 816, 817  
Masonry, 230, 422  
Molding plastics, 863  
Observatory paint costs, 319  
Painting, 764  
Patio design, 863  
Pipe cutting, 159  
Pitch of a roof, 233, 544  
Plank height, 767  
Plumbing, 487, 770, 964  
Rafters on a house, 483  
Rain gutter design, 414  
Roofing, 153–154, 414, 582, 771  
Siduhe River Bridge in China, 806  
Square footage, 511  
Stained-glass window design, 857  
Tokyo Sky Tree in Japan, 806  
Two-by-four, 161  
Washington Monument, 806  
Wire cutting, 158, 192, 246, 409, 424,  
  821, 960  
Wiring, 487  
Wood scaffold, 407

## Consumer

Aluminum usage, 499  
Average price, 163  
Babysitting costs, 30  
Banquet costs, 180  
Beef consumption, 74  
Bottled water consumption, 189, 235  
Catering costs, 176–177  
Copy center account, 48  
Copy machine rental, 190

Cost of an entertainment center, 187  
Cost of a necklace, 563–564  
Cost of a service call, 564  
Cost of operating a  
  microwave oven, 129  
Electrician visits, 183  
First-class postage, 963  
Fitness club costs, 567  
Free ornamental tree offer, 607  
Furnace repairs, 181  
Gasoline prices, 821  
Incorrect bill, 188  
Insurance benefits, 662  
Insurance claims, 662  
Juice consumption, 65  
Luxury purchases in China, 545  
Milk consumption, 207  
Moving costs, 707, 709  
Parking costs, 161, 181, 183  
Phone costs, 181  
Pizza consumption, 331  
Pizza prices, 866  
Popcorn prices, 642  
Price before sale, 188, 424  
Price reduction, 30, 192  
Prices, 161, 1007  
Repair rates, 644  
Store credit for a return, 188  
Taxi fares, 162  
Tipping, 145, 163  
Utility cost, 646  
Van rental, 161  
Wedding costs, 662

## Economics

Average tax refund, 545  
Sales tax, 158, 409  
Salvage value, 898, 962  
Stimulating the hometown  
  economy, 604  
Stock loss, 66  
Stock market changes, 103  
Stock prices, 33, 49, 58, 65, 101,  
  162, 864  
Supply and demand, 663, 865, 977  
U.S. tax code, 963

## Education

Bachelor's degrees, 545  
Change in class size, 46  
College course load, 181  
College enrollment, 134, 542  
College tuition, 181  
Community college credits, 607  
Enrollment costs, 28  
Exam scores, 677  
Grade average, 192  
Grades, 661  
International students, 146  
Kindergarten in China, 234  
Quiz scores, 326, 657  
Reading assignment, 657  
SAT scores, 616

Scholastic aptitude test, 633  
School enrollment, 584  
School fundraiser, 567  
School photos, 487  
Student debt, 542  
Student loans, 144, 611, 616,  
  618, 619, 635  
Test questions, 163  
Test scores, 155, 163, 178, 180, 188,  
  440, 508, 1005  
Tuition and fees at two-year colleges, 663  
Tuition cost, 575  
Valley Community College, 864, 865

## Engineering

Beam load, 981  
Bridge expansion, 769  
Cell-phone tower, 409  
Current and resistance, 499  
Design, 413, 598  
Distance over water, 770  
Electrical power, 134  
Electrical resistance, 497  
Empire State Building, 39  
Furnace output, 133  
Guy wire, 413, 769, 821  
Height of a tower, 763  
Landscape design, 816–817, 856–857  
Microprocessors, 266  
Nuclear energy, 965  
Ohm's Law, 492  
Power of an electric current, 508  
Pumping rate and time, 499, 508  
Road design, 411, 412  
Road grade, 229, 233, 241, 541  
Rocket liftoff, 33  
Solar capacity, 278  
Solar power, 964  
Suspension bridge, 861–862  
Town planning, 816  
TV signal, 497

## Environment

Atlantic storms and hurricanes,  
  865, 1007  
Coral reefs, 267  
Dew point spread, 663  
Distance from lightning, 129  
Elevations, 55, 56, 104  
Head of a river, 544  
Low points on continents, 56  
Melting snow, 492, 524  
Niagara Falls water flow, 263  
Ocean depth, 55  
Pond depth, 183  
Precipitation in Sonoma,  
  California, 860  
Record temperature drop, 211  
Recycling, 899  
River depth, 866  
River discharge, 267  
Slope of Longs Peak, 234  
Slope of a river, 234

Tallest mountain, 48  
Temperature, 32, 33, 39, 49,  
52, 56, 58, 65  
Tornadoes, 1007  
Tree supports, 419  
Waste generation, 712  
Water contamination, 267  
Water level, 32  
Wind chill temperature, 771

### Finance

Bank account balance, 49, 65, 101  
Banking transactions, 46  
Borrowing money, 424, 511, 767  
Budgeting, 190  
Charitable contributions, 960  
Checking accounts, 56, 57  
Compound interest, 319, 892, 893, 894,  
897, 898, 935, 936, 954, 978  
Credit cards, 49, 56, 162  
Deposits and withdrawals, 39  
Entertainment expenditures, 617  
Interest compounded continuously,  
955–956, 962, 973, 976  
Investment, 192, 319, 611, 618, 619,  
622, 630, 632, 635, 639, 644, 662, 677,  
707, 894, 973  
Loan interest, 162  
Making change, 619  
Money remaining, 30, 111  
Savings account, 190  
Savings interest, 162  
Simple interest, 28, 156  
Small business loans, 639  
Total assets, 101

### Geometry

Angle measures, 158, 636  
Angles of a triangle, 153–154, 161, 162,  
187, 257, 336, 355, 369, 409, 630, 631,  
633, 642, 646, 767  
Area of a circle, 249, 255, 336, 501  
Area of a parallelogram, 29  
Area of a rectangle, 25, 182, 257, 326, 336  
Area of a square, 28, 255, 511  
Area of a triangle, 28, 29, 117, 182, 769,  
792  
Bookcase width, 788  
Complementary angles, 598, 606  
Diagonal of a rectangle, 766, 769, 770  
Diagonal of a square, 767  
Dimensions of an open box, 414  
Dimensions of a rectangular region,  
161, 332, 403, 409, 410, 420,  
422, 424, 484, 597, 598, 616,  
622, 644, 646, 657, 821, 822,  
823, 824, 879, 960  
Dimensions of a sail, 404, 411  
Distance between the parallel sides of  
an octagon, 771  
Golden Rectangle, 826  
Height of a parallelogram, 582

Lawn area, 286  
Length of a side of a square, 419, 484,  
769, 770, 788, 790  
Length of a side of a triangle, 413, 414,  
769, 771, 821, 823, 824  
Lengths of a rectangle, 190, 767  
Maximum area, 856–857, 881, 884, 981  
Perimeter of a hexagon, 884  
Perimeter of a rectangular region,  
152–153, 158, 182, 190,  
409, 468, 767  
Perimeter of a triangle, 182  
Perimeters of polygons, 981  
Quilt dimensions, 823  
Radius of a circle, 424  
Right-triangle geometry, 408, 412  
Room perimeter, 336  
Supplementary angles, 598, 606, 616  
Surface area, 826  
Surface area of a cube, 133  
Surface area of a right circular cylin-  
der, 316  
Surface area of a silo, 316  
Triangle dimensions, 409, 411, 422,  
424, 440, 582, 616, 740,  
821, 822, 960  
Volume of a box, 299, 334  
Volume of carpeting, 386  
Volume of a cube, 299  
Volume of a tree, 497  
Width of the margins in a book, 420  
Width of a pool sidewalk, 414  
Width of a rectangle, 158, 188, 409

### Government

Average age of House members, 523  
Average age of Senators, 523  
Cost of health care in the United  
States, 976  
Supreme Court Justices and appoint-  
ing president, 515

### Health/Medicine

Acidosis, 954  
Alkalosis, 961  
Audiology, 953  
Blood types, 246  
Body mass index, 661, 675  
Body surface area, 721  
Body temperatures, 180  
Calories, 133, 315  
Calories burned, 855  
Cholesterol levels, 634, 664  
Cost of diabetes, 567  
Exercise, 620, 674  
Fat content of fast food, 633  
Fat intake, 498  
Food science, 619  
Health insurance cost, 244  
Hemoglobin, 488  
Impulses in nerve fibers, 480  
Influenza virus, 268

Knee replacements, 898  
Lung capacity, 315  
Medical dosage, 272, 675, 855  
Milk alternatives, 159  
Muscle weight, 511  
Nutrition, 177–178, 181, 634, 635  
Organic food, 241  
Patients with the flu, 326  
People with Alzheimer's, 545  
Pharmaceutical research, 484  
Pharmacists, 527  
Physical therapists, 655  
Prescriptions, 662, 1005  
Protein needs, 488  
Reduced fat foods, 182, 183  
Staphylococcus bacterium, 268  
Veterinary expenditure, 634  
Weight gain, 183  
Weight loss, 65

### Labor

Bonuses, 604  
Commission, 187, 657  
Earnings, 491, 764  
Employment growth, 145  
Employment outlook, 142  
Median income, 142  
Part-time job, 30  
Salary, 30, 188, 192, 656, 657, 662, 1006  
Work rate, 499  
Work recycling, 480  
Work time, 246  
Working alone, 510, 826  
Working together, 479–480, 486, 487,  
494, 507, 510, 582, 767, 981

### Miscellaneous

Apartment numbers, 160  
Apparent size, 646  
Apples, 163  
Archaeology, 413, 597  
Balloon bouquets, 617  
Blending granola, 618  
Blending spices, 609–610  
Book pages, 326  
Books in libraries, 211  
Butter temperatures, 177  
Cake servings, 866  
Chocolate assortments, 617  
City park space, 145  
Cleaning bleachers, 494  
Coffee, 488, 610, 634, 835, 954  
Coin mixture, 163, 767, 821, 960  
Converting dress sizes, 915  
Cost of raising a child, 190  
Cutting a submarine sandwich, 257  
Digits, 636  
Dishwasher noise, 961  
Dog bites, 146  
DVD collections, 657  
Easter Island, 822  
Elevators, 244

Envelope size, 181  
 Filling a tank, 712, 884  
 Filling time for a pool, 484  
 First class mail, 188, 194  
 Gold leaf, 268  
 Gourmet sandwiches, 150  
 Hands on a clock, 490  
 Hat size as a function of head circumference, 565  
 Height, 146  
 Height of a flagpole, 483  
 IRS instruction booklet, 520–521  
 Jewelry design, 630–631  
 Junk mail, 145  
 Knitted scarf, 149–150  
 Landscaping, 815, 821, 823  
 Left-handed people, 489  
 Limited-edition prints, 150–151  
 Locker numbers, 158, 821  
 Lunch orders, 608–609  
 Medals of Honor, 159  
 Memorizing words, 279  
 Mine rescue, 62  
 Mirror framing, 823  
 Most expensive furniture, 965  
 Mystery numbers, 616  
 Nontoxic scouring powder, 598  
 Package sizes, 181  
 Page numbers, 336, 406, 412  
 Photo size, 161  
 Picture matting and framing, 824, 879  
 Pieces of mail, 74  
 Pizza crusts, 826  
 Post office box numbers, 160  
 Pulitzer Prize, 522  
 Raffle tickets, 160, 190, 636, 823  
 Raking, 486  
 Reducing a drawing on a copier, 192  
 Shoveling snow, 486, 767  
 Sighting to the horizon, 762, 763, 790  
 Snow removal, 241, 486  
 Socks from cotton, 130  
 Sodding a yard, 479–480  
 Sound of an alarm clock, 961  
 Speaker placement, 770  
 Stacking spheres, 278  
 Sunday newspapers, 231  
 Tattoos, 145  
 Uniform numbers, 960  
 Value of a lawn mower, 567  
 Value of a rare stamp, 935  
 Warning dye, 792  
 Water flow, 500  
 Wireless internet sign, 28  
 Yield sign, 28

### Physics

Acoustics, 953  
 Altitude of a launched object, 315  
 Atmospheric drag, 501  
 Centripetal force, 981  
 Combined gas law, 501  
 Falling distance, 497, 819–820

Free-falling objects, 806, 881  
 Height of a rocket, 413  
 Height of a thrown object, 874  
 Hooke's Law, 499  
 Intensity of light, 501  
 Law of gravity, 495  
 Motion of a spring, 688  
 Musical pitch, 494, 500  
 Pendulums, 740, 764, 818–819  
 Pressure at sea depth, 524, 674, 709  
 Sound levels, 952–953, 961, 972  
 Speed of light, 487  
 Speed of sound, 760  
 Temperature and the speed of sound, 763  
 Temperature as a function of depth, 524  
 Volume and pressure, 499  
 Wavelength of a musical note, 133  
 Wavelength of red light, 266  
 Weight of a sphere, 500

### Social Science

Adoptions from Russia, 146  
 Age, 160, 188, 636  
 Donated Girl Scout cookies, 141  
 Foreign adoptions to the United States, 865, 882  
 Fraternity or sorority membership, 158  
 Handshakes, 411–412  
 Homelessness, 962  
 Living with grandparents, 526  
 Ramps for the disabled, 770  
 Siblings, 620  
 Social networking, 864  
 Spread of a rumor, 962  
 Volunteer work, 183

### Sports/Entertainment

500 Festival Mini-Marathon, 160  
 Art masterpieces, 965  
 Baseball diamond, 766  
 Basketball scoring, 606, 635  
 Batting average, 480  
 Beach volleyball, 815  
 Bicycling, 484, 824, 825  
 Boston Marathon, 145  
 Bungee jumping, 826  
 Busiest orchestras, 211  
 Concert series at the Capitol, 760  
 Cross-country skiing, 486  
 Cycling in Vietnam, 147–148  
 Diver's position, 65  
 Dubai ski run, 229  
 Earned run average, 501  
 Fastest roller coasters, 154–155  
 Football yardage, 33, 49, 101  
 Games in a sports league, 271, 405, 411  
 Golf, 635, 883  
 Gondola aerial lift, 241  
 Grade of a treadmill, 229, 542, 544  
 Hang time, 802–803, 805, 819, 874, 881  
 High school basketball court, 153

Hockey, 598, 712  
 Kingda Ka roller coaster, 806  
 Lacrosse field, 152–153  
 Little League baseball, 146  
 Major League baseball attendance, 355  
 Marathon times, 806  
 Marching band performance, 760  
 Media usage, 263–264  
 Movie theatre tickets, 190  
 New magazines, 146  
 Olympics, 266  
 Race numbers, 405–406  
 Rollerblade costs, 192  
 Run differential, 56  
 Running, 148, 444, 545, 616  
 SCAD diving, 278  
 Size of a league schedule, 133  
 Skiing, 183, 824  
 Skydiving, 277  
 Soccer field, 597  
 Softball diamond, 769  
 Super Bowl spending, 74  
 Tennis court, 644  
 Ticket revenue, 642  
 Ticket sales, 864  
 Vertical leap, 803  
 Walking, 486, 488, 961  
 World running records, 180, 568, 577  
 Zipline, 419

### Statistics/Demographics

Areas of Texas and Alaska, 142  
 Average number of motorcyclists killed, 860  
 Billionaires, 957–958  
 Dimensions of Wyoming, 187  
 Haitian population ages 0–36, 141  
 Heaviest pumpkin, 557  
 Island population, 158  
 Life expectancy in Monaco, 568  
 Life expectancy in South Africa, 568  
 Life expectancy for women, 860  
 Live births by age, 880  
 Median age of men at first marriage, 580  
 Population, 859, 860  
 Population decrease, 65, 104, 235, 238, 657, 964  
 Population density, 24–25  
 Population growth, 235, 238, 955, 963, 976, 982  
 Population of the United States, 266  
 Senior population, 190, 278  
 State populations, 238  
 World population, 144, 205–206, 963

### Technology

Calculator design, 410  
 Computer pricing, 634  
 Computer repair, 577  
 Computer screen size, 765  
 Computer technology, 268  
 Digital photo frame, 582

DVD player screen, 879  
Global mobile data traffic, 958  
Information technology, 268  
LCD TVs, 898  
Manufacturing computers, 1005  
Memory board, 881  
Office copiers, 487, 510  
Office printers, 487  
Relative aperture, 498  
Value of a computer, 545, 567

### **Transportation**

Air travel, 615, 620, 641, 644, 824, 981  
Airplane seating, 598  
Airplane speed, 507  
Airport control tower, 160  
Auto travel, 614  
Bicycle speed, 485  
Bicycle travel, 764  
Boat speed, 486

Boat travel, 767  
Boating, 619, 622, 807  
Bus travel, 493  
Canoe depth, 866  
Canoeing, 619, 824  
Car speed, 485, 486, 490, 825, 837  
Car travel, 511, 619, 821, 960  
Car trips, 824  
Chartering a bus, 973  
Commuting, 26, 28, 771  
Distance traveled, 28, 30, 111, 117,  
133, 579  
Driving speed, 478, 485, 510  
Grade of transit system, 234  
Height of an airplane, 763  
Interstate mile markers, 151, 187  
Luggage size, 702  
Marine travel, 615, 771, 818,  
821, 881, 884  
Minimizing tolls, 674

Mishandled baggage, 489  
Motorcycle travel, 652, 817–818, 879  
Navigation, 243, 825  
Parking lots, 721, 822, 833  
Passports, 74  
Point of no return, 620  
Public transit systems, 160  
Rate of travel, 499  
Road-pavement messages, 766, 768  
Sailing, 822, 823  
Shipwreck, 39  
Sightseeing boat, 616  
Submarine, 33  
Tractor speed, 486  
Train speed, 485, 507, 767  
Train travel, 244, 510, 614, 619, 641,  
960, 981  
Trucking speed, 486  
U.S. transcontinental railroad, 633



## CREDITS

24, 2010 U.S. Census from the U.S. Census Bureau 26, Veniamin Kraskov/Shutterstock 28, Carlos Santa Maria/Fotolia 32, Ed Metz/Shutterstock 39, Dave King © Dorling Kindersley 46, Comstock, Getty Images 52, Mellowbox/Fotolia 62, Ivan Alvarado/Reuters 65, David Peart/DK Images 101, Brian Snyder/Reuters 129, Leonid Tit/Fotolia 130, London Photos/Alamy 133, SoCalBatGal/Fotolia 134 (left), Sky Bonillo/PhotoEdit 134 (right), Anthony Berenyi/Shutterstock 141, Jennifer Pritchard/MCT KRT/Newscom 142, gjeerawut/Fotolia 145 (left), iofoto/Shutterstock 145 (right), Stew Milne/Associated Press 146 (left), Wilson Araujo/Shutterstock 146 (right), michaeljung/Shutterstock 155, Magic Mountain/Associated Press 156, Stephen VanHorn/Shutterstock 159 (left), Rodney Todt/Alamy 159 (right), Corbis/SuperStock 160 (left), courtesy of Indianapolis Motor Speedway 160 (right), Lars Lindblad/Shutterstock 161 (left), Barbara Johnson 161 (right), Studio 8. Pearson Education Ltd. 162, Elena Yakusheva/Shutterstock 177 (photo), Kike Calvo VWPics/SuperStock 177 (figure), Nutrition Graphic from the U.S. Department of Agriculture 180, Andrey N. Bannov/Shutterstock 183 (left), Reggie Lavoie/Shutterstock 183 (right), Monkey Business/Fotolia 187, pearlguay/Fotolia 188, outdoorsman/Fotolia 205, denis\_pc/Fotolia 209, David Pearson/Alamy 234 (left), Alex Robinson © Dorling Kindersley 234 (right), Evan Meyer/Shutterstock 235 (left), Maria Dryfhout/Shutterstock 235 (right), onizu3d/Fotolia 241, arinahabich/Fotolia 246, Wei Ming/Shutterstock 249, NASA 260 (left), Anna Omelchenko/Fotolia 260 (right), Nathan Devery/Science Source 263, Lorraine Swanson/Fotolia 264, OJO Images Ltd/Alamy 266 (left), Terry Leung/Pearson Education Asia Ltd 266 (right), Lana Rastro/Alamy 267, Engine Images/Fotolia 268 (left), SeanPavonePhoto/Fotolia 268 (right), Science Source 277, Brian Buckland 278, Joern Sackerman/Alamy 311, Linda Whitwam/Dorling Kindersley 315, Coneyl Jay/Science Source 369, NASA 405, Hans Neleman/Corbis/Glow Images 411, Stephen Barnes/Hobbies and Crafts/Alamy 419, Pattie Steib/Shutterstock 424, pedrosala/Shutterstock 444, Igor Normann/Shutterstock 479, Brocreative/Shutterstock 482, Ortodox/Shutterstock 487 (left), Elenathewise/Fotolia 487 (right), simon johnsen/Shutterstock 488, Handmade Pictures/Shutterstock 489 (left), lightpoet/Shutterstock 489 (right), Drazen/Shutterstock 490, Catmando/Shutterstock 493, Rob Reichenfeld/Dorling Kindersley 494, Everett Collection Inc/Alamy 498 (left), 498 (right), s\_oleg/Shutterstock 499, Sozajiten/PAL 500, Babirad/SIPA/Newscom 501, Aleph Studio/Shutterstock 507 (left), Dmitry Kalinovsky/Shutterstock 507 (right), James McConnachie © Rough Guides/Pearson Asset Library 511, Clive Chilvers/Shutterstock 515, OwenDB/Black Star/Newscom 520, tab62/Shutterstock 523 (left), Richard A. McMillin/Shutterstock 523 (right), Jeff Malet Photography/Newscom 524, michalzak/Fotolia 557, courtesy of Ron Wallace 563, Mark Soon/Shutterstock 564, Baloncici/Shutterstock 582, TFoxFoto/Shutterstock 584, Monkey Business/Fotolia 597, Stephan Scherhag/Shutterstock 604, John David Mercer/*Mobile Press-Register* 607 (left), Michael Dwyer/Alamy 607 (right), V. J. Matthew/Shutterstock 608, dbimages/Alamy 609, Vladimir Wrangel/Shutterstock 617 (left), Alistair Laming/Alamy 617 (right), laperia\_777/Fotolia 631, Jeff Haynes/Reuters 633 (left), Corbis/SuperStock 633 (right), ZUMA Press, Inc./Alamy 634 (left), Samuel Borges Photography/Shutterstock 634 (right), Butsenko Anton Itar-Tass Photos/Newscom 635 (left), Beat Bieler/Shutterstock 635 (right), ZUMA Press, Inc./Alamy 655, gwimages/Fotolia 656, Johnny Habell/Shutterstock 662, Bob Orsillo/Shutterstock 663, JJStudio/Shutterstock 664, John Kwan/Shutterstock 671, Monkey Business/Shutterstock 674, Andrey N. Bannov/Shutterstock 712 (top), Gruffydd Thomas/Alamy 712 (bottom), modestil/Fotolia 721, SeanPavonePhoto/Shutterstock 760, Chuck Pefley/Alamy 763 (top), jivan child/Fotolia 763 (left bottom), Everett Collection, Inc./Alamy 763 (right bottom), Ingram Publishing/Thinkstock 769 (left), Mo Peerbacus/Alamy 769 (right), Lasse Kristensen/Fotolia 792, Kletr/Shutterstock 803, ZUMA Press, Inc./Alamy 806 (left), Associated Press 806 (right), Shining Photography/Shutterstock 819, ZUMA Press, Inc./Alamy 822, Bill Bachman/Alamy 823, Kheng Guan Toh/Fotolia 824 (left), Rob Kints/Shutterstock 824 (right), Stefan Schurr/Shutterstock 861, Bob Cheung/Fotolia 864, Teen and Parent Surveys, PEW Research Center and American Life Project, 2006 865 (left), *Intercountry Adoption*, Office of Children's Issues, U.S. Department of State, 2012 865 (right), National Oceanic and Atmospheric Administration Hurricane Research Division, 2012 882, *Intercountry Adoption*, Office of Children's Issues, U.S. Department of State, 2012 898 (left), Grandpa/Shutterstock 898 (right), BSIP SA/Alamy 899 (left), Jenny Thompson/Fotolia 899 (right), Deco Images 900, Alex Van Wyhe and Shane Kimberlin of Tea Mug Collective 952, Aaron Amat/Shutterstock 955, Brianindia/Alamy 958, Philippe Devanne/Fotolia 959, Tasha Treadwell/*The Baltimore Sun* 961 (left), Mark Conlin/Alamy 961 (right), Fotolia RAW/Fotolia 962 (left), Nicky Rhodes/Shutterstock 962 (right), gpoinstudio/Fotolia 963, tab62/Fotolia 964 (left), PSL Images/Alamy 964 (right), pmstephens/Fotolia 965 (left), Hackenberg-Photo-Cologne/Alamy 965 (right), Jon Nazca/Reuters Pictures 972, Ferenc Szelepcseny/Alamy 973, Artur Marciniak/Fotolia 977, ponsulak/Fotolia 1005, Khuong Hoang/Getty Images 1007 (left), Aspen Rock/Shutterstock 1007 (right), fStop/Alamy

# Preface

## The Bittinger Program

Math hasn't changed, but students—and the way they learn it—have.

*Introductory and Intermediate Algebra*, Fifth Edition, continues the Bittinger tradition of objective-based, guided learning, while integrating timely updates to the proven pedagogy. In this edition, there is a greater emphasis on guided learning and helping students get the most out of all of the course resources available with the Bittinger program, including new opportunities for mobile learning.

The program has expanded to include these comprehensive new teaching and learning resources: **MyMathGuide workbook**, **To-the-Point Objective Videos**, and enhanced, media-rich **MyMathLab** courses. Feedback from instructors and students motivated these and several other significant improvements: a new design to support guided learning, new figures and photos to help students visualize both concepts and applications, and many new and updated real-data applications to bring the math to life.

With so many resources available in so many formats, the trusted guidance of the Bittinger team on *what to do* and *when* will help today's math students stay on task. Students are encouraged to use **Your Guide to Success in Math**, a four-step learning path and checklist available on the handy reference card in the front of this text and in MyMathLab. The guide will help students identify the resources in the textbook, supplements, and MyMathLab that support *their* learning style, as they develop and retain the skills and conceptual understanding they need to succeed in this and future courses.

In this preface, a look at the key new *and* hallmark resources and features of the *Introductory and Intermediate Algebra* program—including the textbook/eText, video program, *MyMathGuide* workbook, and MyMathLab—is organized around **Your Guide to Success in Math**. This will help instructors direct students to the tools and resources that will help them most in a traditional lecture, hybrid, lab-based, or online environment.

## NEW AND HALLMARK FEATURES IN RELATION TO Your Guide to Success in Math

### STEP 1 Learn the Skills and Concepts

Students have several options for learning, reviewing, and practicing the math concepts and skills.

#### Textbook/eText

- Skill to Review.** At the beginning of nearly every text section, *Skill to Review* offers a just-in-time review of a previously presented skill that relates to the new material in the section. Section and objective references are included for the student's convenience, and two practice exercises are provided for review and reinforcement.
- Margin Exercises.** For each objective, problems labeled "Do Exercise . . ." give students frequent opportunities to solve exercises while they learn.

- New! Guided Solutions.** Nearly every section has *Guided Solution* margin exercises with fill-in blanks at key steps in the problem-solving process.
- Enhanced! MyMathLab.** MyMathLab now includes *Active Learning Figures* for directed exploration of concepts; more problem types, including *Reading Checks* and *Guided Solutions*; and new, objective-based videos. (See pp. 16–19 for a detailed description of the features of MyMathLab.)
  - New! Skills Checks.** In the Learning Path for Ready-to-Go MyMathLab, each chapter begins with a brief assessment of students' mastery of the prerequisite skills needed to learn the new material in the chapter. Based on the results of this pre-test, a personalized homework set is designed to help each student prepare for the chapter.
- New! To-the-Point Objective Videos.** This is a comprehensive new program of objective-based, interactive videos that are incorporated into the Learning Path in MyMathLab and can be used hand-in-hand with the *MyMathGuide* workbook.
  - New! Interactive Your Turn Exercises.** For each objective in the videos, students solve exercises and receive instant feedback on their work.
- New! MyMathGuide: Notes, Practice, and Video Path.** This is an objective-based workbook (available printed and in MyMathLab) for guided, hands-on learning. It offers vocabulary, skill, and concept review—along with problem-solving practice—with space to show work and write notes. Incorporated in the Learning Path in MyMathLab, it can be used together with the To-the-Point Objective Video program, instructor lectures, and the textbook.

## STEP 2 Check Your Understanding

Throughout the program, students have frequent opportunities to check their work and confirm that they understand each skill and concept before moving on to the next topic.

- New! Reading Checks.** At the beginning of each set of section exercises in the text, students demonstrate their grasp of the skills and concepts.
- New! Active Learning Figures.** In MyMathLab, Active Learning Figures guide students in exploring math concepts and reinforcing their understanding.
- Translating/Visualizing for Success.** In the text and in MyMathLab, these activities offer students extra practice with the important first step of the process for solving applied problems.

## STEP 3 Do Your Homework

*Introductory and Intermediate Algebra*, Fifth Edition, has a wealth of proven and updated exercises. Prebuilt assignments are available for instructors in MyMathLab, and they are preassigned and incorporated into the Learning Path in the Ready-to-Go course.

- Skill Maintenance.** In each section, these exercises offer a thorough review of the math in the preceding text.
- Synthesis Exercises.** To help build critical-thinking skills, these section exercises require students to use what they know and combine learning objectives from the current section with those from previous sections.

## STEP 4 Review and Test Your Understanding

Students have a variety of resources to check their skills and understanding along the way and to help them prepare for tests.

- Mid-Chapter Review.** Mid-way through each chapter, students work a set of exercises (*Concept Reinforcement*, *Guided Solutions*, *Mixed Review*, and *Understanding Through Discussion and Writing*) to confirm that they have grasped the skills and concepts covered in the first half before moving on to new material.
- Summary and Review.** This resource provides an in-text opportunity for active learning and review for each chapter. *Vocabulary Reinforcement*, *Concept Reinforcement*, objective-based *Study Guide* (examples paired with similar exercises), *Review Exercises* (including *Synthesis* problems), and *Understanding Through Discussion and Writing* are included in these comprehensive chapter reviews.
- Chapter Test.** Chapter Tests offer students the opportunity for comprehensive review and reinforcement prior to taking their instructor’s exam. **Chapter Test-Prep Videos** (in MyMathLab and on YouTube) show step-by-step solutions to the Chapter Tests.
- Cumulative Review.** Following every chapter beginning with Chapter 2, a Cumulative Review revisits skills and concepts from all preceding chapters to help students retain previously learned material.

## Study Skills

Developing solid time-management, note-taking, test-taking, and other study skills is key to student success in math courses (as well as professionally and personally). Instructors can direct students to related study skills resources as needed.

- New! Student Study Reference.** This pull-out card at the front of the text is perforated, three-hole-punched, and binder-ready for convenient reference. It includes **Your Guide to Success in Math** course checklist, **Student Organizer**, and **At a Glance**, a list of key information and expressions for quick reference as students work exercises and review for tests.
- New! Studying for Success.** Checklists of study skills—designed to ensure that students develop the skills they need to succeed in math, school, and life—are integrated throughout the text at the beginning of selected sections.
- New! Study Skills Modules.** In MyMathLab, interactive modules address common areas of weakness, including time-management, test-taking, and note-taking skills. Additional modules support career-readiness.

## Learning Math in Context

- New! Applications.** Throughout the text in examples and exercises, real-data applications encourage students to see and interpret the mathematics that appears every day in the world around them. Applications that use real data are drawn from business and economics, life and physical sciences, medicine, technology, and areas of general interest such as sports and daily life. New applications include “Cycling in Vietnam” (p. 147), “Speed of Sea Animals” (p. 477), “Employment Demand for Physical Therapists” (p. 655), “Beach Volleyball” (p. 815), and “Alternative Fueling Stations” (p. 898). For a complete list of applications, please refer to the Index of Applications (p. 7).



# BREAKTHROUGH

To improving results

## MyMathLab

### Ties the Complete Learning Program Together

#### MyMathLab® Online Course (access code required)

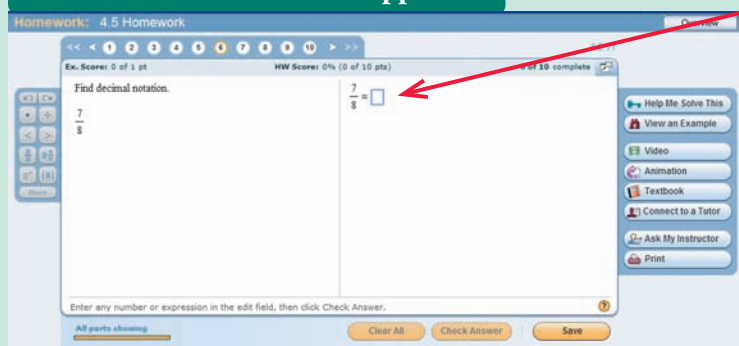
MyMathLab from Pearson is the world's leading online resource in mathematics, integrating interactive homework, assessment, and media in a flexible, easy to use format. MyMathLab delivers **proven results** in helping individual students succeed. It provides **engaging experiences** that personalize, stimulate, and measure learning for each student. And it comes from an **experienced partner** with educational expertise and an eye on the future.

### MyMathLab for Developmental Mathematics

Prepared to go wherever you want to take your students.

### Personalized Support for Students

#### Homework with Built-in Support



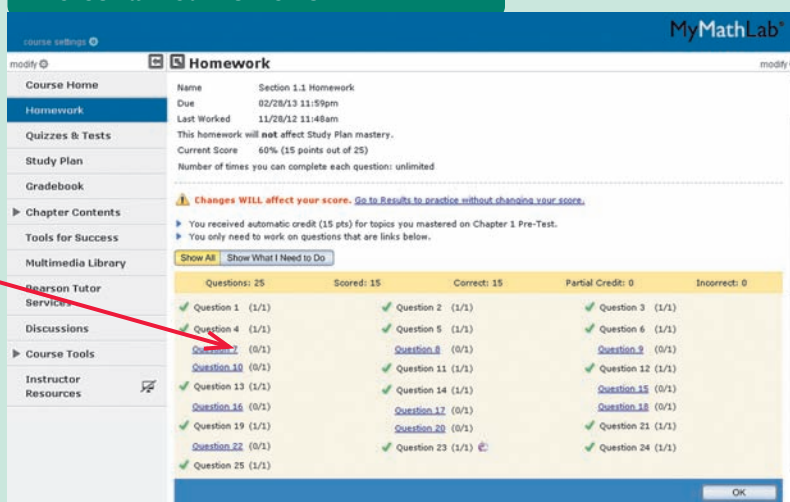
**Exercises:** The homework and practice exercises in MyMathLab are correlated to the exercises in the textbook, and they regenerate algorithmically to give students unlimited opportunities for practice and mastery. The software offers immediate, helpful feedback when students enter incorrect answers.

**Multimedia Learning Aids:** Exercises include guided solutions, sample problems, animations, videos, and eText access for extra help at point-of-use.

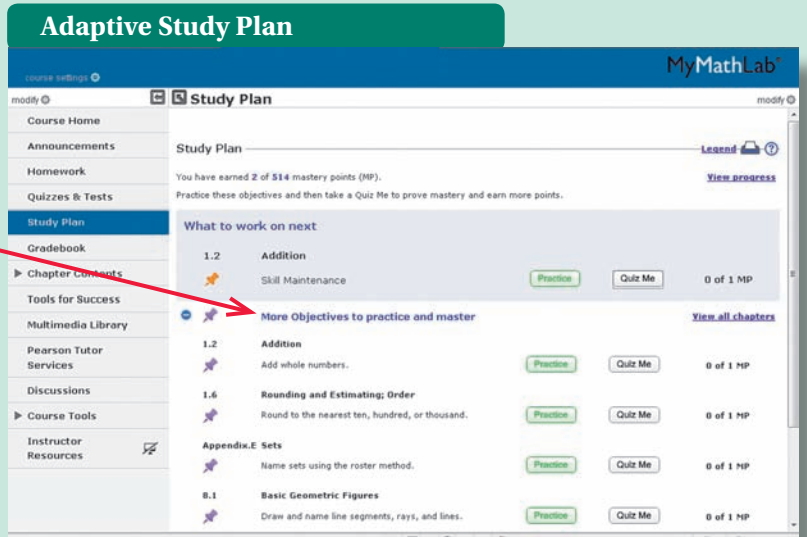
**Expert Tutoring:** Although many students describe the whole of MyMathLab as "like having your own personal tutor," students using MyMathLab do have access to live tutoring from qualified math instructors.

#### Personalized Homework

To help students achieve mastery, MyMathLab can generate **personalized homework** based on individual performance on tests or quizzes. Personalized homework allows students to focus on topics they have not yet mastered.

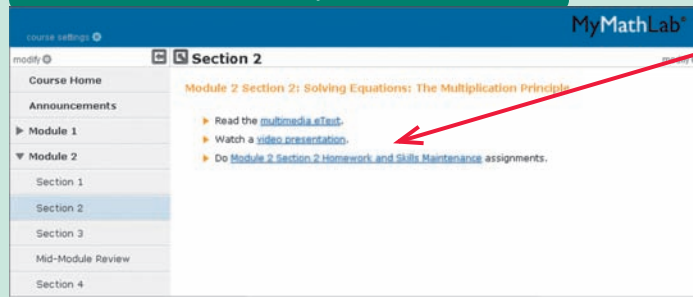


The **Adaptive Study Plan** makes studying more efficient and effective for every student. Performance and activity are assessed continually in real time. The data and analytics are used to provide personalized content—reinforcing concepts that target each student’s strengths and weaknesses.



## Flexible Design, Easy Start-Up, and Results for Instructors

### Customized and Ready-to-Go Courses



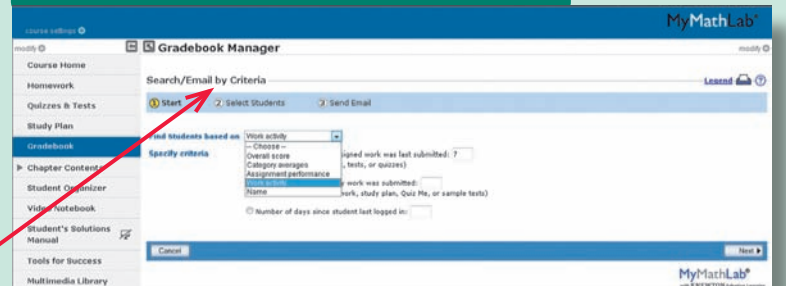
Instructors can modify the site navigation and insert their own directions on course-level landing pages; also, a custom MyMathLab course can be built that reorganizes and structures the course material by chapters, modules, units—whatever the need may be.

Ready-to-Go courses include preassigned homework, quizzes, and tests to make it even easier to get started. The Bittinger Ready-to-Go courses include new *Mid-Chapter Reviews* and *Reading Check Assignments*, plus a four-step Learning Path on each section-level landing page to help instructors direct students where to go and what resources to use.

The **comprehensive online gradebook** automatically tracks students’ results on tests, quizzes, and homework and in the study plan. Instructors can use the gradebook to quickly intervene if students have trouble, or to provide positive feedback on a job well done. The data within MyMathLab are easily exported to a variety of spreadsheet programs, such as Microsoft Excel.® Instructors can determine which points of data to export and then analyze the results to determine success.

New features, such as **Search/Email by criteria**, make the gradebook a powerful tool for instructors. With this feature, instructors can easily communicate with both at-risk and successful students. They can search by score on specific assignments, noncompletion of assignments within a given time frame, last login date, or overall score.

### Gradebook



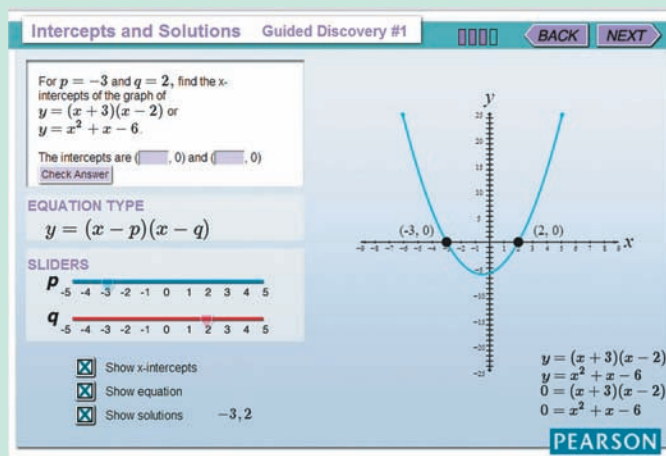
# Special Bittinger Resources

## in MyMathLab for Students and Instructors

In addition to robust course delivery, MyMathLab offers the full Bittinger eText, additional Bittinger Program features, and the entire set of instructor and student resources in one easy-to-access online location.

### New! Active Learning Figures

In MyMathLab, Active Learning Figures guide students in exploring math concepts and reinforcing their understanding. Instructors can use Active Learning Figures in class or as media assignments in MyMathLab.



### New! Four-Step Learning Path

Each of the section-level landing pages in the Ready-to-Go MyMathLab course includes a Learning Path that aligns with *Your Guide to Success in Math* to link students directly to the resources they should use when they need them. This also allows instructors to point students to the best resources to use at particular times.

### New! Integrated Bittinger Video Program and MyMathGuide workbook

#### Bittinger Video Program

The Video Program is available in MyMathLab and includes closed captioning and the following video types:

**New! To-the-Point Objective Videos.** These objective-based, interactive videos are incorporated into the Learning Path in MyMathLab and can be used along with the *MyMathGuide* workbook.

**Chapter Test Prep Videos.** The Chapter Test Prep Videos let students watch instructors work through step-by-step solutions to all the Chapter Test exercises from the textbook. Chapter Test Prep Videos are also available on YouTube (search using author name and book title).

The screenshot shows a video player interface. The title is "YOUR TURN 1". The text of the problem is: "Ellie recently bought a used Ferrari F355. She must change the oil in the car every 5000 miles at a cost of \$1100 per oil change. What is the cost of oil changes in dollars per mile?" The multiple-choice options are: a) \$0.22 per mile, b) \$4.55 per mile, c) \$0.45 per mile. The video player controls show a progress bar at 01:44/08:44, a CC icon, and a volume icon.

## New! MyMathGuide: Notes, Practice, and Video Path workbook

This objective-based workbook for guided, hands-on learning offers vocabulary, skill, and concept review—along with problem-solving practice—with space to show work and write notes. Incorporated in the Learning Path in MyMathLab, MyMathGuide can be used together with the To-the-Point Objective Video program, instructor lectures, and the textbook. Instructors can assign To-the-Point Objective Videos in MyMathLab in conjunction with the MyMathGuide workbook.

### Equations and Solutions

#### ESSENTIALS

An **equation** is a number sentence that says that the expressions on either side of the equals sign, =, represent the same number.

Any replacement for the variable that makes an equation true is called a **solution** of the equation. To solve an equation means to find *all* of its solutions.

#### Examples

- $2 + 5 = 7$  The equation is *true*.
- $9 - 3 = 3$  The equation is *false*.
- $x - 8 = 11$  The equation is *neither* true nor false, because we do not know what number  $x$  represents.

GUIDED LEARNING		Textbook	Instructor	Video
<b>EXAMPLE 1</b>	Determine whether the equation is true, false, or neither. $4 - 6 = 2$			
	The equation is false.			
<b>EXAMPLE 2</b>	Determine whether the equation is true, false, or neither. $13 + 7 = 5 + 15$			
	The equation is true.			
<b>EXAMPLE 3</b>	Determine whether the equation is true, false, or neither. $x + 5 = 14$			
	The equation is neither true nor false, because we do not know what number $x$ represents.			
<b>YOUR TURN 1</b>	Determine whether the equation is true, false, or neither. $5 - 9 = -4$			
<b>YOUR TURN 2</b>	Determine whether the equation is true, false, or neither. $12 + 4 = 7 + 7$			
<b>YOUR TURN 3</b>	Determine whether the equation is true, false, or neither. $7 + 3 = x$			

The screenshot shows the MyMathLab interface for the 'Time Management' module. The top navigation bar includes 'course settings' and 'MyMathLab'. The main content area is divided into three sections: 'Review Materials' with links to instructional videos and tips; 'Activities' with tasks like 'Time Management Self Assessment' and 'Getting Organized'; and 'Post-Test' with instructions on how to take the test.

### Study Skills Modules

In MyMathLab, interactive modules address common areas of weakness, including time-management, test-taking, and note-taking skills. Additional modules support career-readiness. Instructors can assign module material with a post-quiz.



## Additional Resources in MyMathLab

### For Students

#### Student's Solutions Manual

By Judy Penna

Contains completely worked-out annotated solutions for all the odd-numbered exercises in the text. Also includes fully worked-out annotated solutions for all the exercises (odd- and even-numbered) in the Mid-Chapter Reviews, the Summary and Reviews, the Chapter Tests, and the Cumulative Reviews.

### For Instructors

#### Instructor's Resource Manual with Tests and Mini Lectures\*\*

(download only)

By Laurie Hurley

This manual includes resources designed to help both new and experienced instructors with course preparation and classroom management. This includes chapter-by-chapter teaching tips and support for media supplements. Contains two multiple-choice tests per chapter, six free-response tests per chapter, and eight final exams.

#### Instructor's Solutions Manual\*\*

(download only)

By Judy Henn

This manual contains detailed, worked-out solutions to all odd-numbered exercises and brief solutions to the even-numbered exercises in the exercise sets.

#### PowerPoint® Lecture Slides\*\*

(download only)

Present key concepts and definitions from the text.

To learn more about how MyMathLab combines proven learning applications with powerful assessment, visit <http://www.mymathlabglobal.com> or contact your Pearson representative.

\*\*Also available for download from the Instructor Resource Center (IRC) on [www.pearsonglobaleditions.com/Bittinger](http://www.pearsonglobaleditions.com/Bittinger).

# Acknowledgments

Our deepest appreciation to all of you who helped to shape this edition by reviewing and spending time with us on your campuses. In particular, we would like to thank the following reviewers:

Nneka Anigbogu, *Malcolm X College*  
Afsheen Akbar, *Bergen Community College*  
Michael Bagley, *Feather River College*  
Susan Bornsen, *North Dakota State University*  
Erin Cooke, *Gwinnett Technical College*  
Kay Davis, *Del Mar College*  
Beverlee Drucker, *Northern Virginia Community College*  
Sabine Eggleston, *Edison State College*  
Dylan Faullin, *Dodge City Community College*  
Cornell Grant, *Georgia Piedmont Technical College*  
Rebecca Gubitti, *Edison State College*  
Exie Hall, *Del Mar College*  
Stephanie Houdek, *St. Cloud Technical Institute*

Linda Kass, *Bergen Community College*  
Donna Marple, *Ivy Tech Community College*  
Dorothy Marshall, *Edison State College*  
Kimberley McHale, *Heartland Community College*  
Arda Melkonian, *Victor Valley College*  
Christian Miller, *Glendale Community College*  
Joan Monaghan, *County College of Morris*  
Thomas Pulver, *Waubensee Community College*  
Jane Serbousek, *Northern Virginia Community College*  
Mary Pat Sheppard, *Malcolm X College*  
Melanie Walker, *Bergen Community College*  
Limin Zhang, *Columbia Basin College*

The endless hours of hard work by Martha Morong and Geri Davis have led to products of which we are immensely proud. We also want to thank Judy Penna for writing the Student's and Instructor's Solutions Manuals. Other strong support has come from Laurie Hurley for the *Instructor's Resource Manual* and for accuracy checking, along with checkers Judy Penna, Joanna Eichenwald, and Perian Herring, and from proofreader Daniel Johnson. Michelle Lanosga assisted with applications research. We also wish to recognize Nelson Carter, Tom Atwater, Judy Penna, and Laurie Hurley who prepared the videos.

In addition, a number of people at Pearson have contributed in special ways to the development and production of this textbook, including the Developmental Math team: Senior Production Supervisor Ron Hampton, Senior Designer Barbara Atkinson, Content Editor Katherine Minton, Editorial Assistant Chase Hammond, and Associate Media Producer Jonathan Wooding. Executive Editor Cathy Cantin and Marketing Manager Rachel Ross encouraged our vision and provided marketing insight.

The publishers would like to thank the following for their contributions to the Global Edition:

## Contributor

Pranab Sarma, *Assam Engineering College*

## Reviewers

Mani Sankar, *East Point College of Engineering and Technology*  
C.V. Vinay, *JSS Academy of Technical Education*  
Vini Chharia



# At a Glance: Introductory and Intermediate Algebra

## Operations with Real Numbers

$$\begin{aligned} -18 + 3 &= -15 & -9 \cdot 6 &= -54 \\ -6 + (-4) &= -10 & -5 \cdot (-3) &= 15 \\ 9 - 12 &= -3 & 18 \div (-3) &= -6 \\ -7 - (-10) &= 3 & -10 \div (-2) &= 5 \end{aligned}$$

Absolute value:  $|-4| = 4$

The opposite of  $-\frac{3}{7}$  is  $\frac{3}{7}$ .

The reciprocal of  $-\frac{2}{9}$  is  $-\frac{9}{2}$ .

## Order of Operations

1. Do all calculations within grouping symbols before operations outside.
2. Evaluate all exponential expressions.
3. Do all multiplications and divisions in order from left to right.
4. Do all additions and subtractions in order from left to right.

## Exponents

$$x^0 = 1; \quad x^1 = x; \quad x^{-3} = \frac{1}{x^3};$$

$$x^2 \cdot x^5 = x^7; \quad \frac{x^5}{x^2} = x^3; \quad (x^2)^5 = x^{10}$$

## Polynomials

### Multiplying:

$$(y - 4)(3y + 5) = 3y^2 - 7y - 20$$

$$(q - 5)(q + 5) = q^2 - 25$$

$$(2a - 3)^2 = 4a^2 - 12a + 9$$

### Factoring:

$$2x^2 - 5x - 12 = (2x + 3)(x - 4)$$

$$25x^2 - 4 = (5x - 2)(5x + 2)$$

$$9x^2 + 6x + 1 = (3x + 1)^2$$

$$x^3 + 64 = (x + 4)(x^2 - 4x + 16)$$

$$x^3 - 1000 = (x - 10)(x^2 + 10x + 100)$$

## Set-Builder Notation and Interval Notation

$$\{x \mid x \text{ is a real number}\} = (-\infty, \infty)$$

$$\{x \mid x < 3\} = (-\infty, 3)$$

$$\{x \mid -3 \leq x < 3\} = [-3, 3)$$

$$\{x \mid x \geq 3\} = [3, \infty)$$

## Linear Function and Slope

$$Ax + By = C: \quad 2x - 3y = 6;$$

$$y = mx + b: \quad y = \frac{2}{3}x - 2;$$

$$f(x) = mx + b: \quad f(x) = \frac{2}{3}x - 2$$

$$\text{Slope } (m) = \frac{2}{3}$$

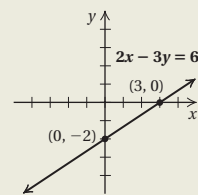
$$y\text{-intercept } (0, b) = (0, -2)$$

Slope of line through  $(-6, 2)$  and  $(4, -9)$ :

$$m = \frac{y_2 - y_1}{x_2 - x_1} = \frac{-9 - 2}{4 - (-6)} = \frac{-11}{10} = -\frac{11}{10}$$

The slope of a horizontal line is 0.

The slope of a vertical line is not defined.



## Quadratic Functions

$$f(x) = ax^2 + bx + c$$

$$f(x) = x^2 - x - 6$$

$$= (x + 2)(x - 3)$$

Function values:

$$f(0) = -6, \quad f(1) = -6,$$

$$f(-2) = 0, \quad f(3) = 0,$$

$$f(-1) = -4, \quad f(2) = -4$$

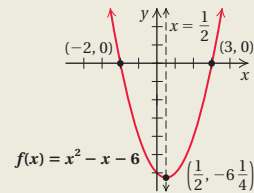
x-intercepts:  $(-2, 0)$  and  $(3, 0)$

$$\text{Vertex: } \left(-\frac{b}{2a}, f\left(-\frac{b}{2a}\right)\right) = \left(\frac{1}{2}, -6\frac{1}{4}\right)$$

$$\text{Axis of symmetry: } x = \frac{1}{2}$$

Domain:  $(-\infty, \infty)$

$$\text{Range: } \left[-6\frac{1}{4}, \infty\right)$$



## Parallel Lines and Perpendicular Lines

Two lines are parallel if they have the same slope and different y-intercepts;

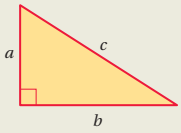
$$y = 2x - 3 \text{ and } y = 2x + 4 \text{ are parallel.}$$

Two nonvertical lines are perpendicular if the product of their slopes is  $-1$ :  $m_1 \cdot m_2 = -1$ ;

$$y = \frac{1}{2}x + 3 \text{ and } y = -2x - 7 \text{ are perpendicular.}$$



## Pythagorean Theorem



$$a^2 + b^2 = c^2$$

## Solving Equations

### Using the Principle of Zero Products

$$x^2 + 3x = 54$$

$$x^2 + 3x - 54 = 0$$

$$(x + 9)(x - 6) = 0$$

$$x + 9 = 0 \quad \text{or} \quad x - 6 = 0$$

$$x = -9 \quad \text{or} \quad x = 6$$

The solutions are  $-9$  and  $6$ .

### Using the Quadratic Formula

$$\text{Quadratic Formula: } x = \frac{-b \pm \sqrt{b^2 - 4ac}}{2a}$$

$$x^2 - 6x + 2 = 0; \quad a = 1, b = -6, c = 2$$

$$x = \frac{-(-6) \pm \sqrt{(-6)^2 - 4 \cdot 1 \cdot 2}}{2 \cdot 1} = \frac{6 \pm \sqrt{28}}{2}$$

$$= \frac{6 \pm 2\sqrt{7}}{2} = 3 \pm \sqrt{7}$$

The solutions are  $3 + \sqrt{7}$  and  $3 - \sqrt{7}$ , or  $3 \pm \sqrt{7}$ .

### Containing Absolute Value

$$|x - 2| = 5$$

$$x - 2 = -5 \quad \text{or} \quad x - 2 = 5$$

$$x = -3 \quad \text{or} \quad x = 7$$

The solutions are  $-3$  and  $7$ .

### Multiplying by the LCM

$$\frac{5}{4x} + \frac{1}{x} = 2$$

$$4x \cdot \left( \frac{5}{4x} + \frac{1}{x} \right) = 4x \cdot 2$$

$$5 + 4 = 8x$$

$$9 = 8x$$

$$\frac{9}{8} = x$$

The solution is  $\frac{9}{8}$ .

### Using the Principle of Powers

$$\sqrt{x-1} - 3 = 9$$

$$\sqrt{x-1} = 12$$

$$(\sqrt{x-1})^2 = 12^2$$

$$x - 1 = 144$$

$$x = 145$$

The solution is  $145$ .

## Solving Systems of Equations Using the Elimination Method

$$x - 3y = -7 \quad \longrightarrow \quad -2x + 6y = 14$$

$$2x + 5y = -3 \quad \longrightarrow \quad 2x + 5y = -3$$

$$\hline 11y = 11$$

$$y = 1$$

Substitute  $1$  for  $y$  in either equation and solve for  $x$ :

$$2x + 5 \cdot 1 = -3$$

$$2x = -8$$

$$x = -4.$$

The solution is  $(-4, 1)$ .

## Solving Inequalities

### Using the Addition Principle and the Multiplication Principle

$$-5x + 2 \leq -78$$

$$-5x \leq -80$$

$$x \geq 16$$

The solution set is  $\{x | x \geq 16\}$ , or  $[16, \infty)$ .

### Containing Absolute Value

$$|x - 2| \leq 5$$

$$-5 \leq x - 2 \leq 5$$

$$-3 \leq x \leq 7$$

The solution set is  $\{x | -3 \leq x \leq 7\}$ , or  $[-3, 7]$ .

$$|x - 2| > 5$$

$$x - 2 < -5 \quad \text{or} \quad x - 2 > 5$$

$$x < -3 \quad \text{or} \quad x > 7$$

The solution set is  $\{x | x < -3 \text{ or } x > 7\}$ , or  $(-\infty, -3) \cup (7, \infty)$ .

## Variation

### Direct:

$$y = kx; \quad y = 6x$$

### Inverse:

$$y = \frac{k}{x}; \quad y = \frac{2}{x}$$

### Joint:

$$y = kxz; \quad y = 9xz$$

## Complex Numbers

$$i = \sqrt{-1}; \quad i^2 = -1$$

$$(2 - 3i) + (6 + 2i) = 8 - i$$

$$\sqrt{-4} \cdot \sqrt{-15} = 2i \cdot \sqrt{15}i = 2\sqrt{15}i^2 = -2\sqrt{15}$$

$$\frac{-3 + 4i}{1 - 6i} = \frac{-3 + 4i}{1 - 6i} \cdot \frac{1 + 6i}{1 + 6i} = \frac{-27 - 14i}{1 - 36i^2} = \frac{-27}{37} - \frac{14}{37}i$$

## Properties of Logarithms

$$\text{Product Rule: } \log_a(M \cdot N) = \log_a M + \log_a N$$

$$\text{Power Rule: } \log_a M^k = k \cdot \log_a M$$

$$\text{Quotient Rule: } \log_a \frac{M}{N} = \log_a M - \log_a N$$

# Introduction to Real Numbers and Algebraic Expressions

- 1.1 Introduction to Algebra
- 1.2 The Real Numbers
- 1.3 Addition of Real Numbers
- 1.4 Subtraction of Real Numbers

## Mid-Chapter Review

- 1.5 Multiplication of Real Numbers
- 1.6 Division of Real Numbers
- 1.7 Properties of Real Numbers
- 1.8 Simplifying Expressions; Order of Operations

## Summary and Review

### Test



	Area	Service
44	461	Telephone
44	462	Credit Card
	DEP	Paycheck
	463	Auto Insurance
	464	ATM

/ Upload transactions for this

## STUDYING FOR SUCCESS *Getting Off to a Good Start*

- Your syllabus for this course is extremely important. Read it carefully, noting required texts and materials.
- If you have an online component in your course, register for it as soon as possible.
- At the front of the text, you will find a Student Organizer card. This pullout card will help you keep track of important dates and useful contact information.

# 1.1

## Introduction to Algebra

### OBJECTIVES

- a** Evaluate algebraic expressions by substitution.
- b** Translate phrases to algebraic expressions.

The study of algebra involves the use of equations to solve problems. Equations are constructed from algebraic expressions.

### **a** EVALUATING ALGEBRAIC EXPRESSIONS

In arithmetic, you have worked with expressions such as

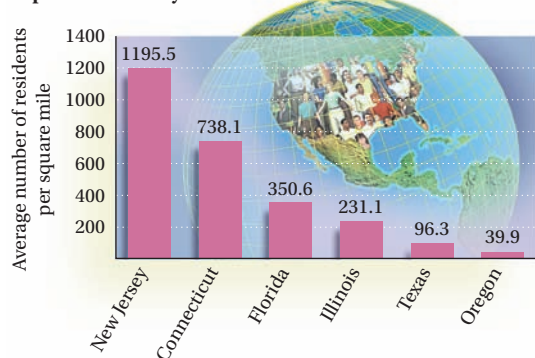
$$49 + 75, \quad 8 \times 6.07, \quad 29 - 14, \quad \text{and} \quad \frac{5}{6}.$$

In algebra, we can use letters to represent numbers and work with *algebraic expressions* such as

$$x + 75, \quad 8 \times y, \quad 29 - t, \quad \text{and} \quad \frac{a}{b}.$$

Sometimes a letter can represent various numbers. In that case, we call the letter a **variable**. Let  $a$  = your age. Then  $a$  is a variable since  $a$  changes from year to year. Sometimes a letter can stand for just one number. In that case, we call the letter a **constant**. Let  $b$  = your date of birth. Then  $b$  is a constant.

Population Density



SOURCE: 2010 U.S. Census

Where do algebraic expressions occur? Most often we encounter them when we are solving applied problems. For example, consider the bar graph shown at left, one that we might find in a book or a magazine. Suppose we want to know how much greater the average population density per square mile is in New Jersey than in Illinois. Using arithmetic, we might simply subtract. But let's see how we can determine this using algebra. We translate the problem into a statement of equality, an equation. It could be done as follows:

Population density in Illinois	plus	How much more	is	Population density in New Jersey
⏟	↓	⏟	↓	⏟
231.1	+	$x$	=	1195.5

Note that we have an algebraic expression,  $231.1 + x$ , on the left of the equals sign. To find the number  $x$ , we can subtract 231.1 on both sides of the equation:

$$\begin{aligned} 231.1 + x &= 1195.5 \\ 231.1 + x - 231.1 &= 1195.5 - 231.1 \\ x &= 964.4. \end{aligned}$$

This value of  $x$  gives the answer, 964.4 residents per square mile.

We call  $231.1 + x$  an *algebraic expression* and  $231.1 + x = 1195.5$  an *algebraic equation*. Note that there is no equals sign,  $=$ , in an algebraic expression.

**Do Margin Exercise 1.** ▶

An **algebraic expression** consists of variables, constants, numerals, operation signs, and/or grouping symbols. When we replace a variable with a number, we say that we are **substituting** for the variable. When we replace all of the variables in an expression with numbers and carry out the operations in the expression, we are **evaluating the expression**.

**EXAMPLE 1** Evaluate  $x + y$  when  $x = 37$  and  $y = 29$ .

We substitute 37 for  $x$  and 29 for  $y$  and carry out the addition:

$$x + y = 37 + 29 = 66.$$

The number 66 is called the **value** of the expression when  $x = 37$  and  $y = 29$ . ■

Algebraic expressions involving multiplication can be written in several ways. For example, “8 times  $a$ ” can be written as

$$8 \times a, \quad 8 \cdot a, \quad 8(a), \quad \text{or simply } 8a.$$

Two letters written together without an operation symbol, such as  $ab$ , also indicate a multiplication.

**EXAMPLE 2** Evaluate  $3y$  when  $y = 14$ .

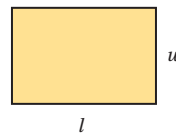
$$3y = 3(14) = 42$$

**Do Exercises 2–4.** ▶

**EXAMPLE 3** *Area of a Rectangle.* The area  $A$  of a rectangle of length  $l$  and width  $w$  is given by the formula  $A = lw$ . Find the area when  $l$  is 24.5 in. and  $w$  is 16 in.

We substitute 24.5 in. for  $l$  and 16 in. for  $w$  and carry out the multiplication:

$$\begin{aligned} A &= lw = (24.5 \text{ in.})(16 \text{ in.}) \\ &= (24.5)(16)(\text{in.})(\text{in.}) \\ &= 392 \text{ in}^2, \text{ or } 392 \text{ square inches.} \end{aligned}$$



**Do Exercise 5.** ▶

Algebraic expressions involving division can also be written in several ways. For example, “8 divided by  $t$ ” can be written as

$$8 \div t, \quad \frac{8}{t}, \quad 8/t, \quad \text{or } 8 \cdot \frac{1}{t},$$

where the fraction bar is a division symbol.

**EXAMPLE 4** Evaluate  $\frac{a}{b}$  when  $a = 63$  and  $b = 9$ .

We substitute 63 for  $a$  and 9 for  $b$  and carry out the division:

$$\frac{a}{b} = \frac{63}{9} = 7.$$

1. Translate this problem to an equation. Then solve the equation.  
*Population Density.* The average number of residents per square mile in six U.S. states is shown in the bar graph on the preceding page. How much greater is the population density in Connecticut than in Oregon?

2. Evaluate  $a + b$  when  $a = 38$  and  $b = 26$ .
3. Evaluate  $x - y$  when  $x = 57$  and  $y = 29$ .
4. Evaluate  $4t$  when  $t = 15$ .



5. Find the area of a rectangle when  $l$  is 24 ft and  $w$  is 8 ft.  
 $A = lw$   
 $A = (24 \text{ ft})(\quad)$   
 $= (24)(\quad)(\text{ft})(\text{ft})$   
 $= 192 \quad, \text{ or } 192 \text{ square feet}$

**Answers**

1.  $39.9 + x = 738.1$ ; 698.2 residents per square mile
  2. 64
  3. 28
  4. 60
  5. 192 ft<sup>2</sup>
- Guided Solution:*  
 5. 8 ft, 8, ft<sup>2</sup>



6. Evaluate  $a/b$  when  $a = 200$  and  $b = 8$ .

7. Evaluate  $10p/q$  when  $p = 40$  and  $q = 25$ .

8. **Commuting via Bicycle.** Find the time it takes to bike 22 mi if the speed is 16 mph.



**EXAMPLE 5** Evaluate  $\frac{12m}{n}$  when  $m = 8$  and  $n = 16$ .

$$\frac{12m}{n} = \frac{12 \cdot 8}{16} = \frac{96}{16} = 6$$

◀ **Do Exercises 6 and 7.**

**EXAMPLE 6** *Commuting Via Bicycle.* Commuting to work via bicycle has increased in popularity with the emerging concept of sharing bicycles. Bikes are picked up and returned at docking stations. The payment is approximately \$1.50 per 30 min. Richard bicycles 18 mi to work. The time  $t$ , in hours, that it takes to bike 18 mi is given by

$$t = \frac{18}{r},$$

where  $r$  is the speed. Find the time for Richard to commute to work if his speed is 15 mph.

We substitute 15 for  $r$  and carry out the division:

$$t = \frac{18}{r} = \frac{18}{15} = 1.2 \text{ hr.}$$

◀ **Do Exercise 8.**

## **b** TRANSLATING TO ALGEBRAIC EXPRESSIONS

We translate problems to equations. The different parts of an equation are translations of word phrases to algebraic expressions. It is easier to translate if we know that certain words often translate to certain operation symbols.

### Key Words, Phrases, and Concepts

ADDITION (+)	SUBTRACTION (−)	MULTIPLICATION (⋅)	DIVISION (÷)
add	subtract	multiply	divide
added to	subtracted from	multiplied by	divided by
sum	difference	product	quotient
total	minus	times	
plus	less than	of	
more than	decreased by		
increased by	take away		

**EXAMPLE 7** Translate to an algebraic expression:

Twice (or two times) some number.

Think of some number, say, 8. We can write 2 times 8 as  $2 \times 8$ , or  $2 \cdot 8$ . We multiplied by 2. Do the same thing using a variable. We can use any variable we wish, such as  $x$ ,  $y$ ,  $m$ , or  $n$ . Let's use  $y$  to represent some number. If we multiply by 2, we get an expression

$$y \times 2, \quad 2 \times y, \quad 2 \cdot y, \quad \text{or} \quad 2y.$$

### Answers

6. 25    7. 16    8. 1.375 hr



**EXAMPLE 8** Translate to an algebraic expression:

Thirty-eight percent of some number.

Let  $n =$  the number. The word “of” translates to a multiplication symbol, so we could write any of the following expressions as a translation:

$$38\% \cdot n, \quad 0.38 \times n, \quad \text{or} \quad 0.38n.$$

**EXAMPLE 9** Translate to an algebraic expression:

Seven less than some number.

We let  $x$  represent the number. If the number were 10, then 7 less than 10 is  $10 - 7$ , or 3. If we knew the number to be 34, then 7 less than the number would be  $34 - 7$ . Thus if the number is  $x$ , then the translation is

$$x - 7.$$

**EXAMPLE 10** Translate to an algebraic expression:

Eighteen more than a number.

We let  $t =$  the number. If the number were 6, then the translation would be  $6 + 18$ , or  $18 + 6$ . If we knew the number to be 17, then the translation would be  $17 + 18$ , or  $18 + 17$ . Thus if the number is  $t$ , then the translation is

$$t + 18, \quad \text{or} \quad 18 + t.$$

**EXAMPLE 11** Translate to an algebraic expression:

A number divided by 5.

We let  $m =$  the number. If the number were 7, then the translation would be  $7 \div 5$ , or  $7/5$ , or  $\frac{7}{5}$ . If the number were 21, then the translation would be  $21 \div 5$ , or  $21/5$ , or  $\frac{21}{5}$ . If the number is  $m$ , then the translation is

$$m \div 5, \quad m/5, \quad \text{or} \quad \frac{m}{5}.$$

**EXAMPLE 12** Translate each phrase to an algebraic expression.

PHRASE	ALGEBRAIC EXPRESSION
Five more than some number	$n + 5$ , or $5 + n$
Half of a number	$\frac{1}{2}t$ , $\frac{t}{2}$ , or $t/2$
Five more than three times some number	$3p + 5$ , or $5 + 3p$
The difference of two numbers	$x - y$
Six less than the product of two numbers	$mn - 6$
Seventy-six percent of some number	$76\%z$ , or $0.76z$
Four less than twice some number	$2x - 4$

Do Exercises 9–17. ►

**Caution!**

Note that  $7 - x$  is *not* a correct translation of the expression in Example 9. The expression  $7 - x$  is a translation of “seven minus some number” or “some number less than seven.”

Translate each phrase to an algebraic expression.

9. Eight less than some number
10. Eight more than some number
11. Four less than some number
12. One-third of some number
13. Six more than eight times some number
14. The difference of two numbers
15. Fifty-nine percent of some number
16. Two hundred less than the product of two numbers
17. The sum of two numbers

**Answers**

9.  $x - 8$     10.  $y + 8$ , or  $8 + y$     11.  $m - 4$   
 12.  $\frac{1}{3} \cdot p$ , or  $\frac{p}{3}$     13.  $8x + 6$ , or  $6 + 8x$   
 14.  $a - b$     15.  $59\%x$ , or  $0.59x$     16.  $xy - 200$   
 17.  $p + q$

 Reading Check

Classify each expression as an algebraic expression involving either multiplication or division.

RC1.  $3/q$

RC2.  $3q$

RC3.  $3 \cdot q$

RC4.  $\frac{3}{q}$

**a** Substitute to find values of the expressions in each of the following applied problems.

- Commuting Time.** It takes Abigail 24 min less time to commute to work than it does Jayden. Suppose that the variable  $x$  stands for the time it takes Jayden to get to work. Then  $x - 24$  stands for the time it takes Abigail to get to work. How long does it take Abigail to get to work if it takes Jayden 56 min? 93 min? 105 min?
- Enrollment Costs.** At Mountain View Community College, it costs \$600 to enroll in the 8 A.M. section of Elementary Algebra. Suppose that the variable  $n$  stands for the number of students who enroll. Then  $600n$  stands for the total amount of tuition collected for this course. How much is collected if 34 students enroll? 78 students? 250 students?
- Distance Traveled.** A driver who drives at a constant speed of  $r$  miles per hour for  $t$  hours will travel a distance of  $d$  miles given by  $d = rt$  miles. How far will a driver travel at a speed of 65 mph for 4 hr?
- Simple Interest.** The simple interest  $I$  on a principal of  $P$  dollars at interest rate  $r$  for time  $t$ , in years, is given by  $I = Prt$ . Find the simple interest on a principal of \$4800 at 3% for 2 years.
- Wireless Internet Sign.** The U.S. Department of Transportation has designed a new sign that indicates the availability of wireless internet. The square sign measures 24 in. on each side. Find its area.
- Yield Sign.** The U.S. Department of Transportation has designed a new yield sign. Each side of the triangular sign measures 30 in., and the height of the triangle is 26 in. Find its area. The area of a triangle with base  $b$  and height  $h$  is given by  $A = \frac{1}{2}bh$ .

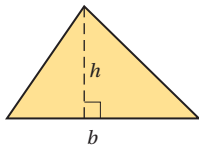
Source: *Manual of Uniform Traffic Control Devices*, U.S. Department of Transportation, 2009



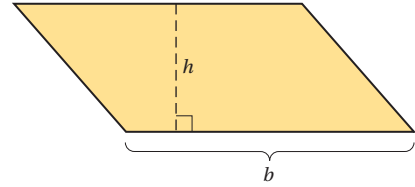
Source: *Manual of Uniform Traffic Control Devices*, U.S. Department of Transportation, 2009



7. **Area of a Triangle.** The area  $A$  of a triangle with base  $b$  and height  $h$  is given by  $A = \frac{1}{2}bh$ . Find the area when  $b = 45$  m (meters) and  $h = 86$  m.



8. **Area of a Parallelogram.** The area  $A$  of a parallelogram with base  $b$  and height  $h$  is given by  $A = bh$ . Find the area of the parallelogram when the height is 15.4 cm (centimeters) and the base is 6.5 cm.



Evaluate.

9.  $8x$ , when  $x = 7$
10.  $6y$ , when  $y = 7$
11.  $\frac{c}{d}$ , when  $c = 24$  and  $d = 3$
12.  $\frac{p}{q}$ , when  $p = 16$  and  $q = 2$
13.  $\frac{3p}{q}$ , when  $p = 2$  and  $q = 6$
14.  $\frac{5y}{z}$ , when  $y = 15$  and  $z = 25$
15.  $\frac{x + y}{5}$ , when  $x = 10$  and  $y = 20$
16.  $\frac{p + q}{2}$ , when  $p = 2$  and  $q = 16$
17.  $\frac{x - y}{8}$ , when  $x = 20$  and  $y = 4$
18.  $\frac{m - n}{5}$ , when  $m = 16$  and  $n = 6$

**b** Translate each phrase to an algebraic expression. Use any letter for the variable(s) unless directed otherwise.

19. Seven more than some number
20. Some number increased by thirteen
21. Twelve less than some number
22. Fourteen less than some number
23.  $b$  more than  $a$
24.  $c$  more than  $d$
25.  $x$  divided by  $y$
26.  $c$  divided by  $h$
27.  $x$  plus  $w$
28.  $s$  added to  $t$
29.  $m$  subtracted from  $n$
30.  $p$  subtracted from  $q$
31. Twice some number
32. Three times some number
33. Three multiplied by some number
34. The product of eight and some number
35. Six more than four times some number
36. Two more than six times some number

37. Eight less than the product of two numbers
38. The product of two numbers minus seven
39. Five less than twice some number
40. Six less than seven times some number
41. Three times some number plus eleven
42. Some number times 8 plus 5
43. The sum of four times a number plus three times another number
44. Five times a number minus eight times another number
45. Your salary after a 5% salary increase if your salary before the increase was  $s$
46. The price of a chain saw after a 30% reduction if the price before the reduction was  $P$
47. Aubrey drove at a speed of 65 mph for  $t$  hours. How far did she travel? (See Exercise 3.)
48. Liam drove his pickup truck at 55 mph for  $t$  hours. How far did he travel? (See Exercise 3.)
49. Lisa had \$50 before spending  $x$  dollars on pizza. How much money remains?
50. Juan has  $d$  dollars before spending \$820 on four new tires for his truck. How much did Juan have after the purchase?
51. Sid's part-time job pays \$12.50 per hour. How much does he earn for working  $n$  hours?
52. Meredith pays her babysitter \$10 per hour. What does it cost her to hire the sitter for  $m$  hours?

## Synthesis

*To the student and the instructor:* The Synthesis exercises found at the end of most exercise sets challenge students to combine concepts or skills studied in that section or in preceding parts of the text.

Evaluate.

53.  $\frac{a - 2b + c}{4b - a}$ , when  $a = 20$ ,  $b = 10$ , and  $c = 5$

54.  $\frac{x}{y} - \frac{5}{x} + \frac{2}{y}$ , when  $x = 30$  and  $y = 6$

55.  $\frac{12 - c}{c + 12b}$ , when  $b = 1$  and  $c = 12$

56.  $\frac{2w - 3z}{7y}$ , when  $w = 5$ ,  $y = 6$ , and  $z = 1$

# The Real Numbers

## 1.2

A **set** is a collection of objects. For our purposes, we will most often be considering sets of numbers. One way to name a set uses what is called **roster notation**. For example, roster notation for the set containing the numbers 0, 2, and 5 is  $\{0, 2, 5\}$ .

Sets that are part of other sets are called **subsets**. In this section, we become acquainted with the set of *real numbers* and its various subsets.

Two important subsets of the real numbers are listed below using roster notation.

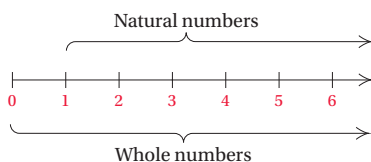
### NATURAL NUMBERS

The set of **natural numbers**  $= \{1, 2, 3, \dots\}$ . These are the numbers used for counting.

### WHOLE NUMBERS

The set of **whole numbers**  $= \{0, 1, 2, 3, \dots\}$ . This is the set of natural numbers and 0.

We can represent these sets on the number line. The natural numbers are to the right of zero. The whole numbers are the natural numbers and zero.



We create a new set, called the *integers*, by starting with the whole numbers, 0, 1, 2, 3, and so on. For each natural number 1, 2, 3, and so on, we obtain a new number to the left of zero on the number line:

For the number 1, there will be an *opposite* number  $-1$  (negative 1).

For the number 2, there will be an *opposite* number  $-2$  (negative 2).

For the number 3, there will be an *opposite* number  $-3$  (negative 3), and so on.

The **integers** consist of the whole numbers and these new numbers.

### INTEGERS

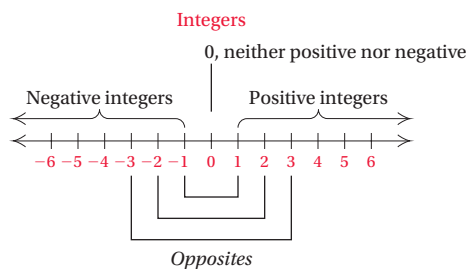
The set of **integers**  $= \{\dots, -5, -4, -3, -2, -1, 0, 1, 2, 3, 4, 5, \dots\}$ .

### OBJECTIVES

- a** State the integer that corresponds to a real-world situation.
- b** Graph rational numbers on the number line.
- c** Convert from fraction notation for a rational number to decimal notation.
- d** Determine which of two real numbers is greater and indicate which, using  $<$  or  $>$ . Given an inequality like  $a > b$ , write another inequality with the same meaning. Determine whether an inequality like  $-3 \leq 5$  is true or false.
- e** Find the absolute value of a real number.



We picture the integers on the number line as follows.

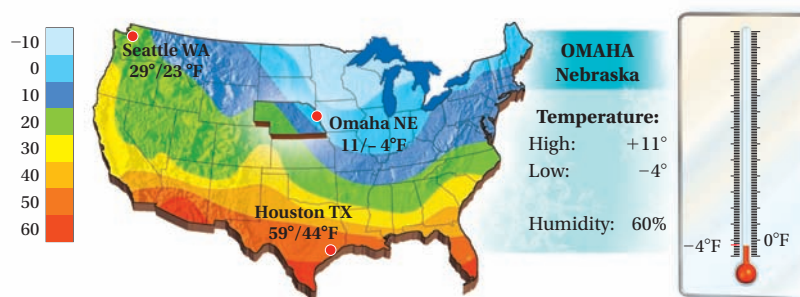


We call the integers to the left of zero **negative integers**. The natural numbers are also called **positive integers**. Zero is neither positive nor negative. We call  $-1$  and  $1$  **opposites** of each other. Similarly,  $-2$  and  $2$  are opposites,  $-3$  and  $3$  are opposites,  $-100$  and  $100$  are opposites, and  $0$  is its own opposite. Pairs of opposite numbers like  $-3$  and  $3$  are the same distance from zero. The integers extend infinitely on the number line to the left and right of zero.

## **a** INTEGERS AND THE REAL WORLD

Integers correspond to many real-world problems and situations. The following examples will help you get ready to translate problem situations that involve integers to mathematical language.

**EXAMPLE 1** Tell which integer corresponds to this situation: The temperature is 4 degrees below zero.



The integer  $-4$  corresponds to the situation. The temperature is  $-4^\circ$ . ■

**EXAMPLE 2** *Water Level.* Tell which integer corresponds to this situation: As the water level of the Mississippi River fell during the drought of 2012, barge traffic was restricted, causing a severe decline in shipping volumes. On August 24, the river level at Greenville, Mississippi, was 10 ft below normal.

**Source:** Rick Jervis, *USA TODAY*, August 24, 2012

The integer  $-10$  corresponds to the drop in water level. ■



**EXAMPLE 3** *Stock Price Change.* Tell which integers correspond to this situation: Hal owns a stock whose price decreased \$16 per share over a recent period. He owns another stock whose price increased \$2 per share over the same period.

The integer  $-16$  corresponds to the decrease in the value of the first stock. The integer  $2$  represents the increase in the value of the second stock.

Do Exercises 1–5. ►

## **b** THE RATIONAL NUMBERS

We created the set of integers by obtaining a negative number for each natural number and also including 0. To create a larger number system, called the set of **rational numbers**, we consider quotients of integers with nonzero divisors. The following are some examples of rational numbers:

$$\frac{2}{3}, -\frac{2}{3}, \frac{7}{1}, 4, -3, 0, \frac{23}{-8}, 2.4, -0.17, 10\frac{1}{2}.$$

The number  $-\frac{2}{3}$  (read “negative two-thirds”) can also be named  $\frac{-2}{3}$  or  $\frac{2}{-3}$ ; that is,

$$-\frac{a}{b} = \frac{-a}{b} = \frac{a}{-b}.$$

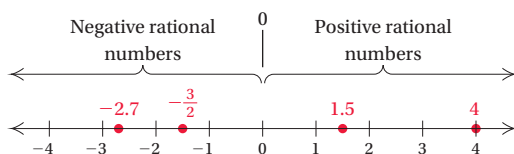
The number  $2.4$  can be named  $\frac{24}{10}$  or  $\frac{12}{5}$ , and  $-0.17$  can be named  $-\frac{17}{100}$ . We can describe the set of rational numbers as follows.

### RATIONAL NUMBERS

The set of **rational numbers** = the set of numbers  $\frac{a}{b}$ , where  $a$  and  $b$  are integers and  $b$  is not equal to 0 ( $b \neq 0$ ).

Note that this new set of numbers, the rational numbers, contains the whole numbers, the integers, the arithmetic numbers (also called the non-negative rational numbers), and the negative rational numbers.

We picture the rational numbers on the number line as follows.



To **graph** a number means to find and mark its point on the number line. Some rational numbers are graphed in the preceding figure.

Tell which integers correspond to each situation.

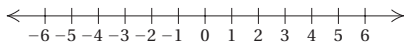
- 1. Temperature High and Low.** The highest recorded temperature in Illinois is  $117^{\circ}\text{F}$  on July 14, 1954, in East St. Louis. The lowest recorded temperature in Illinois is  $36^{\circ}\text{F}$  below zero on January 5, 1999, in Congerville.  
Source: National Climate Data Center, NESDIS, NOAA, U.S. Department of Commerce (through 2010)
- 2. Stock Decrease.** The price of a stock decreased \$3 per share over a recent period.
- 3.** At 10 sec before liftoff, ignition occurs. At 148 sec after liftoff, the first stage is detached from the rocket.
- 4.** The halfback gained 8 yd on first down. The quarterback was sacked for a 5-yd loss on second down.
- 5.** A submarine dove 120 ft, rose 50 ft, and then dove 80 ft.

### Answers

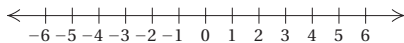
1. 117;  $-36$
2.  $-3$
3.  $-10$ ; 148
4. 8;  $-5$
5.  $-120$ ; 50;  $-80$

Graph each number on the number line.


6.  $-\frac{7}{2}$



7. 1.4

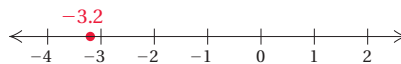


8.  $-\frac{11}{4}$

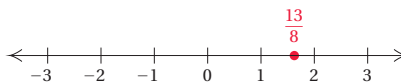


**EXAMPLES** Graph each number on the number line.

4.  $-3.2$  The graph of  $-3.2$  is  $\frac{2}{10}$  of the way from  $-3$  to  $-4$ .



5.  $\frac{13}{8}$  The number  $\frac{13}{8}$  can also be named  $1\frac{5}{8}$ , or 1.625. The graph is  $\frac{5}{8}$  of the way from 1 to 2.



◀ Do Exercises 6–8.

## C NOTATION FOR RATIONAL NUMBERS

Each rational number can be named using fraction notation or decimal notation.

**EXAMPLE 6** Convert to decimal notation:  $-\frac{5}{8}$ .

We first find decimal notation for  $\frac{5}{8}$ . Since  $\frac{5}{8}$  means  $5 \div 8$ , we divide.

$$\begin{array}{r} 0.625 \\ 8 \overline{) 5.000} \\ \underline{48} \phantom{0} \\ 20 \phantom{0} \\ \underline{16} \phantom{0} \\ 40 \\ \underline{40} \\ 0 \end{array}$$

Thus,  $\frac{5}{8} = 0.625$ , so  $-\frac{5}{8} = -0.625$ . ■

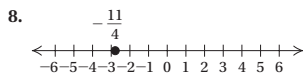
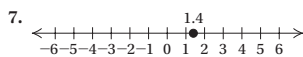
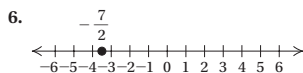
Decimal notation for  $-\frac{5}{8}$  is  $-0.625$ . We consider  $-0.625$  to be a **terminating decimal**. Decimal notation for some numbers repeats.

**EXAMPLE 7** Convert to decimal notation:  $\frac{7}{11}$ .

$$\begin{array}{r} 0.6363\dots \quad \text{Dividing} \\ 11 \overline{) 7.0000} \\ \underline{66} \phantom{00} \\ 40 \phantom{0} \\ \underline{33} \phantom{0} \\ 70 \\ \underline{66} \\ 40 \\ \underline{33} \\ 7 \end{array}$$

We can abbreviate **repeating decimal** notation by writing a bar over the repeating part—in this case, we write  $0.\overline{63}$ . Thus,  $\frac{7}{11} = 0.\overline{63}$ . ■

### Answers



Each rational number can be expressed in either terminating decimal notation or repeating decimal notation.

The following are other examples showing how rational numbers can be named using fraction notation or decimal notation:

$$0 = \frac{0}{8}, \quad \frac{27}{100} = 0.27, \quad -8\frac{3}{4} = -8.75, \quad -\frac{13}{6} = -2.\overline{16}.$$

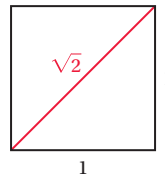
Do Exercises 9–11. ►

## d THE REAL NUMBERS AND ORDER

Every rational number has a point on the number line. However, there are some points on the line for which there is no rational number. These points correspond to what are called **irrational numbers**.

What kinds of numbers are irrational? One example is the number  $\pi$ , which is used in finding the area and the circumference of a circle:  $A = \pi r^2$  and  $C = 2\pi r$ .

Another example of an irrational number is the square root of 2, named  $\sqrt{2}$ . It is the length of the diagonal of a square with sides of length 1. It is also the number that when multiplied by itself gives 2—that is,  $\sqrt{2} \cdot \sqrt{2} = 2$ . There is no rational number that can be multiplied by itself to get 2. But the following are rational *approximations*:



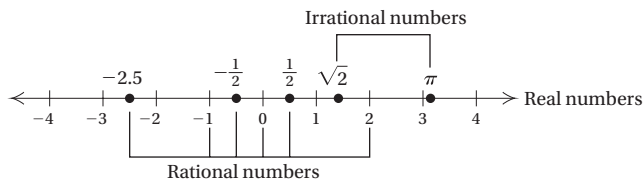
- 1.4 is an approximation of  $\sqrt{2}$  because  $(1.4)^2 = 1.96$ ;
- 1.41 is a better approximation because  $(1.41)^2 = 1.9881$ ;
- 1.4142 is an even better approximation because  $(1.4142)^2 = 1.99996164$ .

We can find rational approximations for square roots using a calculator.

Decimal notation for rational numbers *either* terminates *or* repeats.  
 Decimal notation for irrational numbers *neither* terminates *nor* repeats.

Some other examples of irrational numbers are  $\sqrt{3}$ ,  $-\sqrt{8}$ ,  $\sqrt{11}$ , and  $0.121221222122221 \dots$ . Whenever we take the square root of a number that is not a perfect square, we will get an irrational number.

The rational numbers and the irrational numbers together correspond to all the points on the number line and make up what is called the **real-number system**.



Find decimal notation.

9.  $-\frac{3}{8}$

10.  $-\frac{6}{11}$

11.  $\frac{4}{3}$



### CALCULATOR CORNER

**Approximating Square Roots and  $\pi$**  Square roots are found by pressing **2ND**  $\sqrt{\phantom{x}}$ . ( $\sqrt{\phantom{x}}$  is the second operation associated with the **x<sup>2</sup>** key.)

To find an approximation for  $\sqrt{48}$ , we press **2ND**  $\sqrt{\phantom{x}}$  **4** **8** **ENTER**.

The number  $\pi$  is used widely enough to have its own key. ( $\pi$  is the second operation associated with the **2 $\pi$**  key.) To approximate  $\pi$ , we press **2ND**  $\pi$  **ENTER**.

$\sqrt{48}$	6.92820323
$\pi$	3.141592654

**EXERCISES:** Approximate.

1.  $\sqrt{76}$
2.  $\sqrt{317}$
3.  $15 \cdot \sqrt{20}$
4.  $29 + \sqrt{42}$
5.  $\pi$
6.  $29 \cdot \pi$
7.  $\pi \cdot 13^2$
8.  $5 \cdot \pi + 8 \cdot \sqrt{237}$

### Answers

9.  $-0.375$  10.  $-0.\overline{54}$  11.  $1.\overline{3}$

## REAL NUMBERS

The set of **real numbers** = The set of all numbers corresponding to points on the number line.



### CALCULATOR CORNER

#### Negative Numbers on a Calculator; Converting to Decimal Notation

We use the opposite key ( $\ominus$ ) to enter negative numbers on a graphing calculator. Note that this is different from the subtraction key, ( $-$ ).

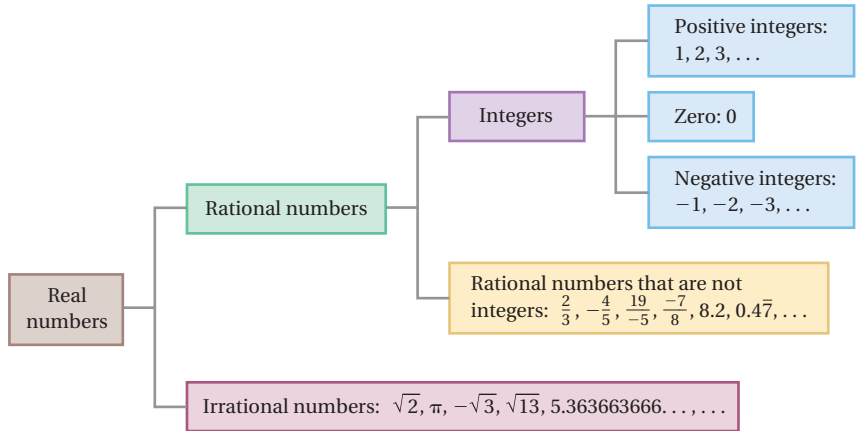
To convert  $-\frac{5}{8}$  to decimal notation, we press  $\ominus$   $\frac{5}{8}$   $\div$   $\text{ENTER}$ . The result is  $-0.625$ .



**EXERCISES:** Convert to decimal notation.

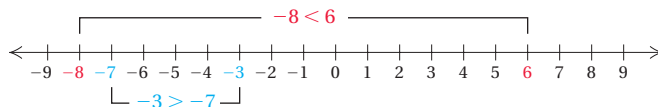
- $-\frac{3}{4}$
- $-\frac{9}{20}$
- $-\frac{1}{8}$
- $-\frac{9}{5}$
- $-\frac{27}{40}$
- $-\frac{11}{16}$
- $-\frac{7}{2}$
- $-\frac{19}{25}$

The real numbers consist of the rational numbers and the irrational numbers. The following figure shows the relationships among various kinds of numbers.



### Order

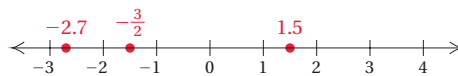
Real numbers are named in order on the number line, increasing as we move from left to right. For any two numbers on the line, the one on the left is less than the one on the right.



We use the symbol  $<$  to mean “is less than.” The sentence  $-8 < 6$  means “ $-8$  is less than  $6$ .” The symbol  $>$  means “is greater than.” The sentence  $-3 > -7$  means “ $-3$  is greater than  $-7$ .” The sentences  $-8 < 6$  and  $-3 > -7$  are **inequalities**.

**EXAMPLES** Use either  $<$  or  $>$  for  $\square$  to write a true sentence.

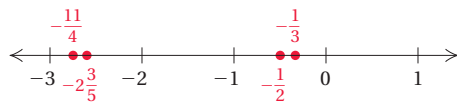
- $2 \square 9$  Since 2 is to the left of 9, 2 is less than 9, so  $2 < 9$ .
- $-7 \square 3$  Since  $-7$  is to the left of 3, we have  $-7 < 3$ .
- $6 \square -12$  Since 6 is to the right of  $-12$ , then  $6 > -12$ .
- $-18 \square -5$  Since  $-18$  is to the left of  $-5$ , we have  $-18 < -5$ .
- $-2.7 \square -\frac{3}{2}$  The answer is  $-2.7 < -\frac{3}{2}$ .



- $1.5 \square -2.7$  The answer is  $1.5 > -2.7$ .
- $1.38 \square 1.83$  The answer is  $1.38 < 1.83$ .



15.  $-3.45 \square 1.32$  The answer is  $-3.45 < 1.32$ .
16.  $-4 \square 0$  The answer is  $-4 < 0$ .
17.  $5.8 \square 0$  The answer is  $5.8 > 0$ .
18.  $\frac{5}{8} \square \frac{7}{11}$  We convert to decimal notation:  $\frac{5}{8} = 0.625$  and  $\frac{7}{11} = 0.6363\dots$ . Thus,  $\frac{5}{8} < \frac{7}{11}$ .
19.  $-\frac{1}{2} \square -\frac{1}{3}$  The answer is  $-\frac{1}{2} < -\frac{1}{3}$ .



20.  $-2\frac{3}{5} \square -\frac{11}{4}$  The answer is  $-2\frac{3}{5} > -\frac{11}{4}$ .

**Do Exercises 12–19.** ▶

Note that both  $-8 < 6$  and  $6 > -8$  are true. Every true inequality yields another true inequality when we interchange the numbers or the variables and reverse the direction of the inequality sign.

**ORDER;  $>$ ,  $<$**

$a < b$  also has the meaning  $b > a$ .

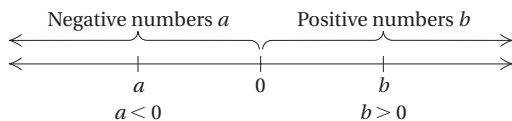
**EXAMPLES** Write another inequality with the same meaning.

21.  $-3 > -8$  The inequality  $-8 < -3$  has the same meaning.
22.  $a < -5$  The inequality  $-5 > a$  has the same meaning. ■

A helpful mental device is to think of an inequality sign as an “arrow” with the arrowhead pointing to the smaller number.

**Do Exercises 20 and 21.** ▶

Note that all positive real numbers are greater than zero and all negative real numbers are less than zero.



If  $b$  is a positive real number, then  $b > 0$ .  
If  $a$  is a negative real number, then  $a < 0$ .

Use either  $<$  or  $>$  for  $\square$  to write a true sentence.

12.  $-3 \square 7$
13.  $-8 \square -5$
14.  $7 \square -10$
15.  $3.1 \square -9.5$
16.  $-4.78 \square -5.01$
17.  $-\frac{2}{3} \square -\frac{5}{9}$
18.  $-\frac{11}{8} \square \frac{23}{15}$
19.  $0 \square -9.9$

Write another inequality with the same meaning.

20.  $-5 < 7$
21.  $x > 4$

**Answers**

12.  $<$  13.  $<$  14.  $>$  15.  $>$  16.  $>$   
17.  $<$  18.  $<$  19.  $>$  20.  $7 > -5$   
21.  $4 < x$

Expressions like  $a \leq b$  and  $b \geq a$  are also inequalities. We read  $a \leq b$  as “ $a$  is less than or equal to  $b$ .” We read  $a \geq b$  as “ $a$  is greater than or equal to  $b$ .”

Write true or false for each statement.

22.  $-4 \leq -6$

23.  $7.8 \geq 7.8$

24.  $-2 \leq \frac{3}{8}$

**EXAMPLES** Write true or false for each statement.

23.  $-3 \leq 5.4$  True since  $-3 < 5.4$  is true

24.  $-3 \leq -3$  True since  $-3 = -3$  is true

25.  $-5 \geq 1\frac{2}{3}$  False since neither  $-5 > 1\frac{2}{3}$  nor  $-5 = 1\frac{2}{3}$  is true

◀ Do Exercises 22–24.



### CALCULATOR CORNER

#### Absolute Value

Finding absolute value is the first item in the Catalog on the T1-84 Plus graphing calculator. To find  $|-7|$ , we first press **2ND** **CATALOG** **ENTER** to copy “abs(” to the home screen. (CATALOG is the second operation associated with the **0** numeric key.) Then we press **(-)** **7** **)** **ENTER**. The result is 7.

To find  $|\frac{1}{2}|$  and express the result as a fraction, we press **2ND** **CATALOG** **ENTER** **(-)** **1** **÷** **2** **)** **MATH** **1** **ENTER**. The result is  $\frac{1}{2}$ .

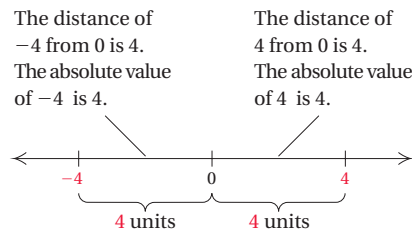
abs(-7)	7
abs(-1/2)►Frac	1/2

**EXERCISES:** Find the absolute value.

- |                     |                    |
|---------------------|--------------------|
| 1. $ -5 $           | 2. $ 17 $          |
| 3. $ 0 $            | 4. $ 6.48 $        |
| 5. $ -12.7 $        | 6. $ -0.9 $        |
| 7. $ \frac{-5}{7} $ | 8. $ \frac{4}{3} $ |

## e ABSOLUTE VALUE

From the number line, we see that numbers like 4 and  $-4$  are the same distance from zero. Distance is always a nonnegative number. We call the distance of a number from zero on the number line the **absolute value** of the number.



### ABSOLUTE VALUE

The **absolute value** of a number is its distance from zero on the number line. We use the symbol  $|x|$  to represent the absolute value of a number  $x$ .

### FINDING ABSOLUTE VALUE

- If a number is negative, its absolute value is its opposite.
- If a number is positive or zero, its absolute value is the same as the number.

**EXAMPLES** Find the absolute value.

26.  $|-7|$  The distance of  $-7$  from 0 is 7, so  $|-7| = 7$ .

27.  $|12|$  The distance of 12 from 0 is 12, so  $|12| = 12$ .

28.  $|0|$  The distance of 0 from 0 is 0, so  $|0| = 0$ .

29.  $|\frac{3}{2}| = \frac{3}{2}$

30.  $|-2.73| = 2.73$

◀ Do Exercises 25–28.

Find the absolute value.

25.  $|8|$                       26.  $|-9|$

27.  $|\frac{2}{3}|$                       28.  $|5.6|$

### Answers

22. False    23. True    24. True    25. 8

26. 9    27.  $\frac{2}{3}$     28. 5.6

## 1.2

## Exercise Set

For Extra Help  
MyMathLab®MathXL®  
PRACTICE

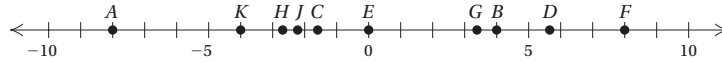
WATCH

READ

REVIEW

 Reading Check

Use the number line below for Exercises RC1–RC10.



Match each number with its graph.

RC1.  $-2\frac{5}{7}$

RC2.  $\left|\frac{0}{-8}\right|$

RC3.  $-2.25$

RC4.  $\frac{17}{3}$

RC5.  $|-4|$

RC6.  $3\bar{4}$

Write true or false. The letters name numbers on the number line shown above.

RC7.  $K < B$

RC8.  $H < B$

RC9.  $E < C$

RC10.  $J > D$

a

State the integers that correspond to each situation.

- On Wednesday, the temperature was  $24^\circ$  above zero. On Thursday, it was  $2^\circ$  below zero.
- A student deposited her tax refund of \$750 in a savings account. Two weeks later, she withdrew \$125 to pay technology fees.
- Temperature Extremes.** The highest temperature ever created in a lab is  $7,200,000,000,000^\circ\text{F}$ . The lowest temperature ever created is approximately  $460^\circ\text{F}$  below zero.
- Extreme Climate.** Verkhoyansk, a river port in northeast Siberia, has the most extreme climate on the planet. Its average monthly winter temperature is  $58.5^\circ\text{F}$  below zero, and its average monthly summer temperature is  $56.5^\circ\text{F}$ .
- Empire State Building.** The Empire State Building has a total height, including the lightning rod at the top, of 1454 ft. The foundation depth is 55 ft below ground level.
- Shipwreck.** There are numerous shipwrecks to explore near Bermuda. One of the most frequently visited sites is L'Herminie, a French warship that sank in 1838. This ship is 35 ft below the surface.

Sources: *Live Science*; *Guinness Book of World Records*

Source: *Guinness Book of World Records*

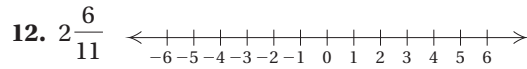
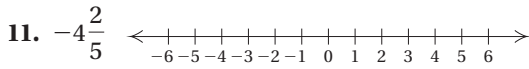
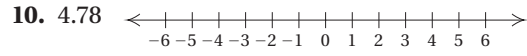
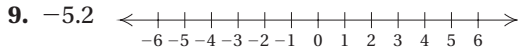
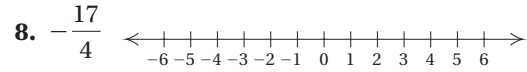
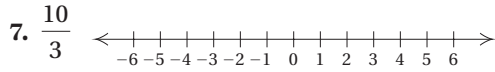
Source: [www.empirestatebuildingfacts.com](http://www.empirestatebuildingfacts.com)

Source: [www./10best.com/interests/adventure/scuba-diving-in-pirate-territory/](http://www./10best.com/interests/adventure/scuba-diving-in-pirate-territory/)



**b**

Graph the number on the number line.

**c**

Convert to decimal notation.

13.  $-\frac{7}{8}$

14.  $-\frac{3}{16}$

15.  $\frac{5}{6}$

16.  $\frac{5}{3}$

17.  $-\frac{7}{6}$

18.  $-\frac{5}{12}$

19.  $\frac{2}{3}$

20.  $-\frac{11}{9}$

21.  $\frac{1}{10}$

22.  $\frac{1}{4}$

23.  $-\frac{1}{2}$

24.  $\frac{9}{8}$

25.  $\frac{4}{25}$

26.  $-\frac{7}{20}$

**d**Use either  $<$  or  $>$  for  $\square$  to write a true sentence.

27.  $8 \square 0$

28.  $3 \square 0$

29.  $-8 \square 3$

30.  $6 \square -6$

31.  $-8 \square 8$

32.  $0 \square -9$

33.  $-8 \square -5$

34.  $-4 \square -3$

35.  $-5 \square -11$

36.  $-3 \square -4$

37.  $2.14 \square 1.24$

38.  $-3.3 \square -2.2$